

# Drug Abuse Trends Minneapolis/St. Paul, Minnesota

## January 2009

Carol Falkowski  
Alcohol and Drug Abuse Division  
Minnesota Department of Human Services



Minnesota Department of **Human Services**

Treatment admissions for methamphetamine (meth) continued to drop in 2008 in the Twin Cities metro area; the continuation of a decline that began in 2006. They accounted for 5.5 percent of total metro area treatment admissions in 2008 (first half) compared with 7.5 percent in 2007 (first half) and 12 percent in 2005 (the highest year). Of these, a shrinking proportion was adolescents. Patients under the age of 18 accounted for 1.3 percent of meth-related treatment admissions in 2008 (first half), compared with 4 percent in 2007 (first half), and a high of 17.8 percent in 2003. Smoking remained the most common (64.9 percent) route of meth administration.

Seizures of methamphetamine by law enforcement were slightly surpassed by those of cocaine in 2008 as well. Cocaine accounted for 29.5 percent of seizures, and methamphetamine 26.9 percent in 2008 (first half).

Treatment admissions for heroin steadily and gradually increased since the turn of the century to 6.6 percent in 2008 (first half), as have admissions for opiates other than heroin -- mostly prescription narcotic analgesics used non-medically (5.3 percent.) Of those patients admitted to treatment for other opiates, almost half (45.2 percent) were women, and oral was the primary route of administration (75.8 percent).

Marijuana treatment admissions accounted for 16.9 percent of total treatment admissions in 2008 (first half), and cocaine 11 percent. Most patients (68.8 percent) admitted to treatment for marijuana dependence were under age 25. Most cocaine admissions were for crack cocaine and most patients (69 percent) were age 35 or older.

Addiction treatment programs continue to treat more patients for alcoholism than any other drug disorder. In 2008 (first half), 52.1 percent of admissions reported alcohol as the primary substance problem. Most (60.3 percent) were age 35 or older. More metro area hospital emergency room reports involved underage alcohol consumption than reports for any single illicit drug in 2008 (first half.)

The results of drug testing among arrestees in Hennepin County was available for the first time in years, due to the renewed funding of the Arrestee Drug Abuse Monitoring (ADAM II) System by the White House Office of National Drug Control Policy. Of the 881 male arrestees tested in Hennepin County in 2007, 43.4 percent tested positive for marijuana, 28.5 percent tested positive for cocaine, 5.3 percent tested positive for opiates, and 5.1 percent tested positive for meth.

Characteristics of the 31,696 people treated statewide in local detox centers are also presented in this report. Most (89.4 percent) had alcohol as a presenting problem, followed by marijuana (30.6 percent), and cocaine (18.2 percent.) Half reported at least one lifetime DWI arrest, and one quarter (26.2 percent) a non-DWI or drug arrest. The most common referral at discharge was to a peer support group (69.7 percent), followed by social services (23 percent), and no referral at all (21.8 percent).

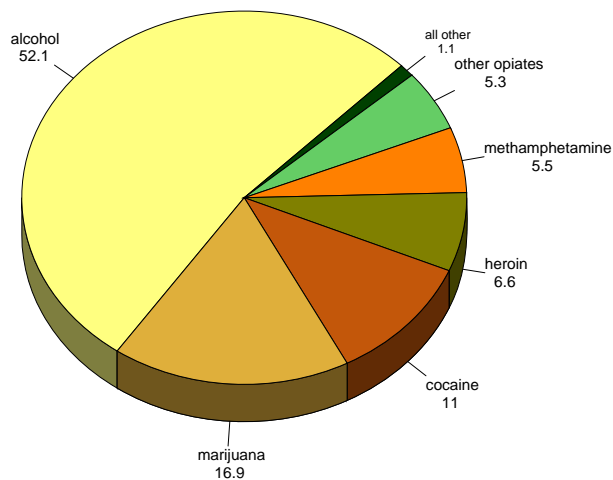
This report is prepared twice annually as part of a national drug abuse monitoring work group of the National Institute on Drug Abuse and based on the most recent available data from multiple sources. It is also available online at: [www.dhs.state.mn.us](http://www.dhs.state.mn.us).

## Data Sources:

- **Treatment data**  
from addiction treatment programs in the five-county Twin Cities metropolitan area as reported on the Drug and Alcohol Abuse Normative Evaluation System (DAANES) of the Minnesota Department of Human Services (January through June 2008).
- **Hospital emergency department data**  
from the Drug Abuse Warning Network (DAWN) *Live!*, administered by the Office of Applied Studies of the Substance Abuse and Mental Health Services Administration (January through June 2008).
- **Crime lab data**  
from the National Forensic Laboratory Information System (NFLIS), sponsored by the U.S. Drug Enforcement Administration (January through June 2008).
- **Arrestee drug testing data**  
from ADAM II for Hennepin County arrestees in 2007 as reported by the the White House Office on National Drug Control Policy.
- **Detox center data**  
from detoxification centers in Minnesota that provided detox services to 31,696 people in 2007 as reported on the Drug and Alcohol Abuse Normative Evaluation System (DAANES) of the Minnesota Department of Human Services.

EXHIBIT 1

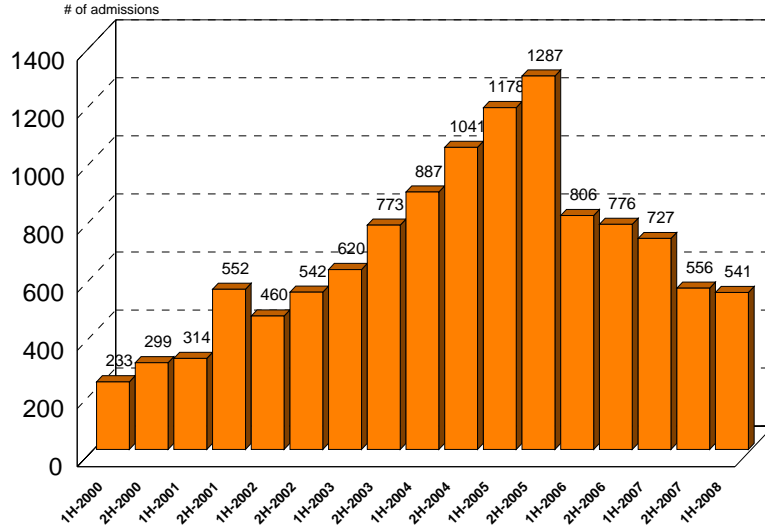
Patients admitted to Twin Cities addiction treatment programs  
by primary substance problem: January - June 2008



SOURCE: Drug and Alcohol Abuse Normative Evaluation System (DAANES), Minnesota Department of Human Services, 2008.

EXHIBIT 2

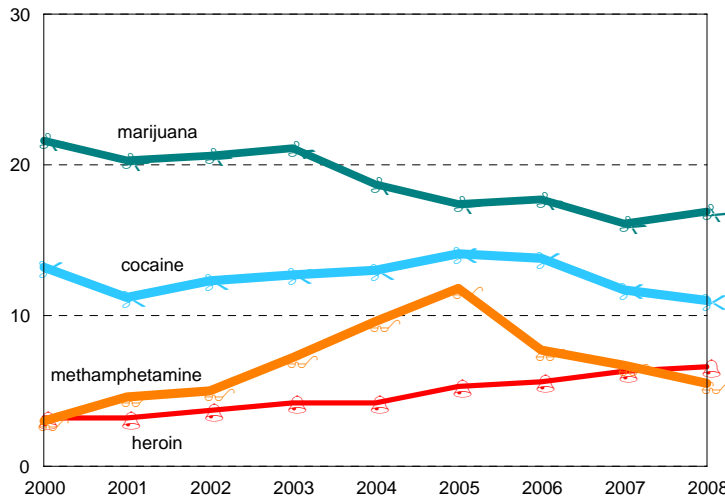
Methamphetamine-related treatment admissions in the Minneapolis/St. Paul metro area: 2000 through 2008 (by half year)



SOURCE: Drug and Alcohol Abuse Normative Evaluation System (DAANES), Minnesota Department of Human Services, 2008.

EXHIBIT 3

Percent of treatment admissions by primary substance problem Minneapolis/St. Paul 2000 - 2008 (first half)



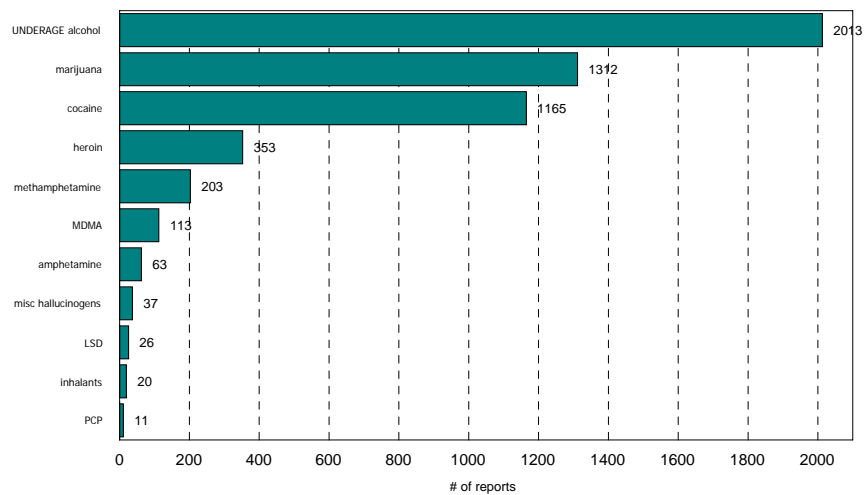
SOURCE: Drug and Alcohol Abuse Normative Evaluation System (DAANES), Minnesota Department of Human Services, 2008.

**EXHIBIT 4**  
**Characteristics of patients admitted to addiction treatment programs**  
**by primary substance problem: Minneapolis/St. Paul metro area: January - June 2008**

TOTAL ADMISSIONS = 9,846	ALCOHOL = 5,133 (52.1%)	MARIJUANA = 1,664 (16.9%)	COCAINE = 1,092 (11.0%)	METH = 541 (5.5%)	HEROIN = 653 (6.6%)	OTHER OPIATES = 521 (5.3%)
<b>GENDER</b>						
% male	67.6	78.2	65.5	65.6	68.1	54.8
% female	32.4	21.8	34.4	34.4	31.9	45.2
<b>RACE/ETHNICITY</b>						
% White	77.6	60.4	39	85.4	58.7	84.5
% African Am	12.3	25.5	48.8	1.7	31.2	4.4
% Am Indian	3.7	4.3	4.3	2.2	4.3	5.7
% Hispanic	3.4	4.6	4.3	5.2	3.1	1.7
% Asian-Pacific Is	1	1.4	0.7	3.1	1.1	2.2
% Other	2	3.9	2.8	2.4	1.7	1.5
<b>AGE</b>						
% 17 and under	2.2	28.7	1.5	1.3	0.2	2.8
% 18 - 25	17.4	40.1	9.7	23.3	27.4	22.3
% 26 - 34	20.1	17.8	19.8	39.2	23.2	28.4
% 35 +	60.3	13.4	69	36.2	49.2	46.5
<b>ROUTE of ADMINISTRATION</b>						
% oral	100	1	0	4.4	0	75.8
% smoking	0	96.8	74.3	64.9	4.9	3.9
% snorting/inhalation	0	0	21.2	7.8	35.1	11.6
% injection	0	0	2	19	59.3	7.6
% unknown	0	2.2	2.6	3.9	0.8	1.1
<b>SECONDARY DRUGS</b>						
%	43.2	51	38.6	30.4	34.3	16.9
<b>AVERAGE AGE 1st USE (in years)</b>	16.7 years	14.4 years	24.8 years	22.1 years	23.2 years	26.8 years

SOURCE: Drug and Alcohol Abuse Normative Evaluation System (DAANES), Minnesota Department of Human Services, 2008.

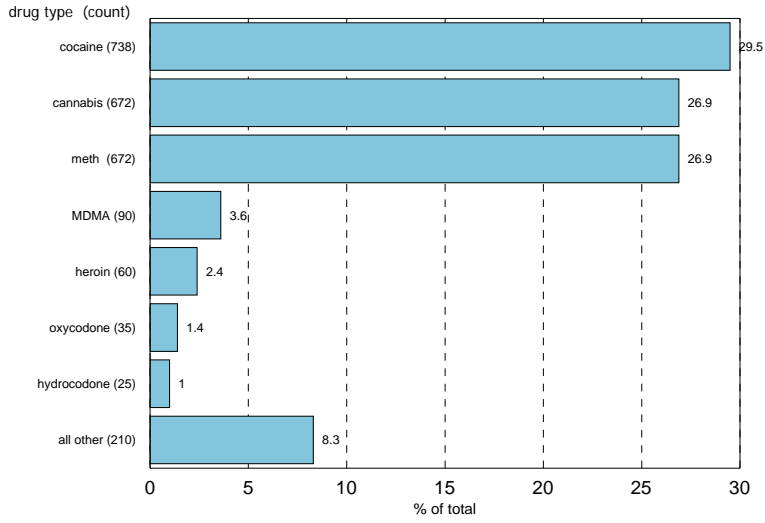
**EXHIBIT 5**  
**Reports on drug-related hospital emergency department visits**  
**in Minneapolis/St. Paul by drug category (unweighted): January - June 2008**



SOURCE: Drug Abuse Warning Network (DAWN) LIVE! - Cases are from metro area hospital emergency departments from 1/1/2008 through 6/30/2008. All DAWN cases are reviewed for quality control and may be corrected or deleted, and are subject to change. These data were prepared by the Office of Applied Studies, Substance Abuse and Mental Health Services Administration (SAMHSA) on 12/22/2008.

EXHIBIT 6

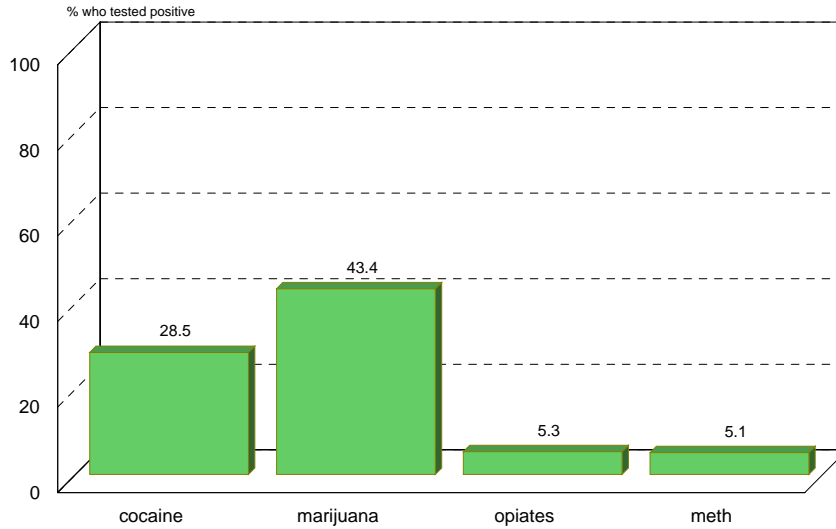
Most frequently identified drugs of total analyzed drug items  
Minneapolis/St.Paul -- January through June 2008



SOURCE: National Forensic Laboratory Information System (NFLIS), U.S. Drug Enforcement Administration, 2008.

EXHIBIT 7

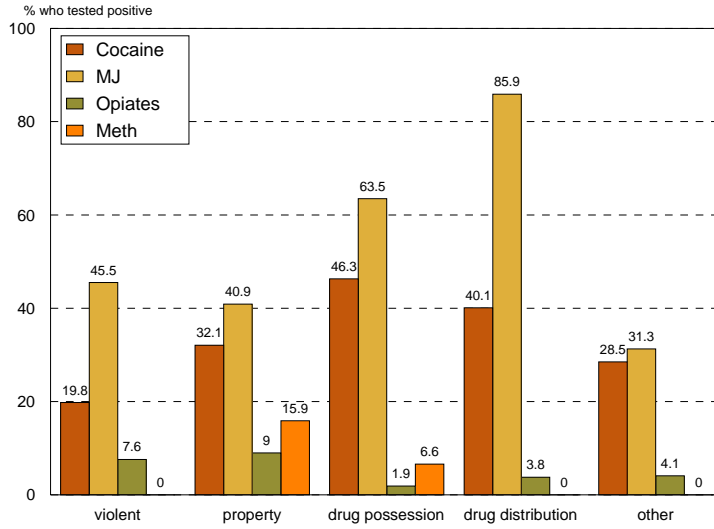
Percentage of male arrestees who tested positive for drugs  
Hennepin County 2007



SOURCE: Arrestee Drug Abuse Monitoring (ADAM) II, 2007 Report. White House Office of National Drug Control Policy. Sampled eligible arrestees = 881.

EXHIBIT 8

Percentage of male arrestees positive for drugs  
by offense category: Hennepin County 2007



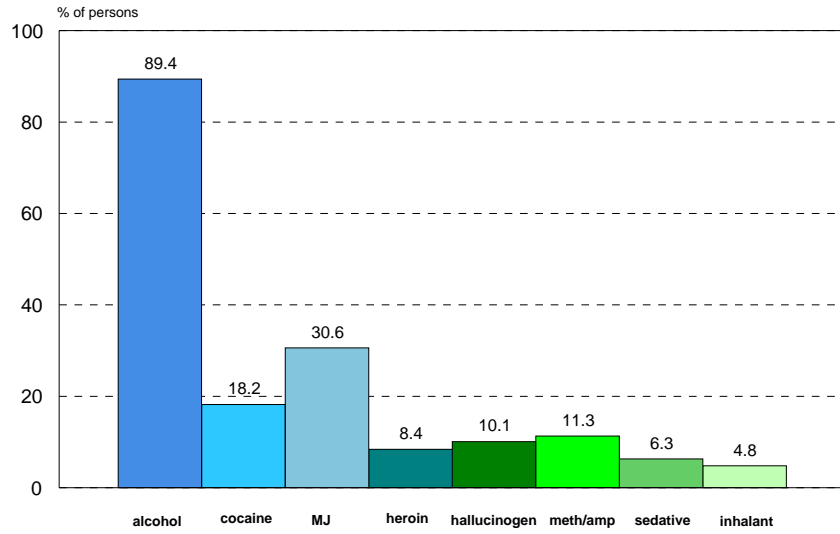
SOURCE: Arrestee Drug Abuse Monitoring (ADAM) II, 2007 Report. White House Office of National Drug Control Policy. Sampled eligible arrestees = 881.

EXHIBIT 9

# Statewide Detox Profile

EXHIBIT 10

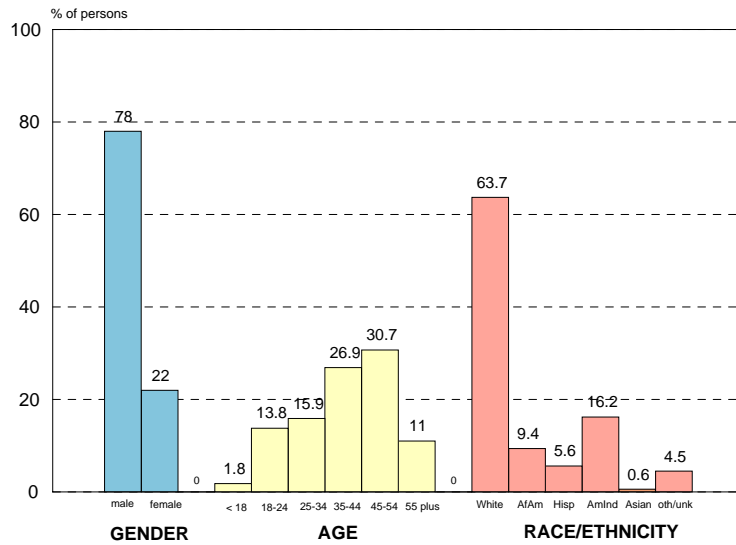
Presenting problem (all that apply) of persons admitted to detox centers - Minnesota 2007



SOURCE: Drug and Alcohol Abuse Normative Evaluation System (DAANES), Minnesota Department of Human Services, 2008. Total number of detox admissions in 2007 = 31,696.

EXHIBIT 11

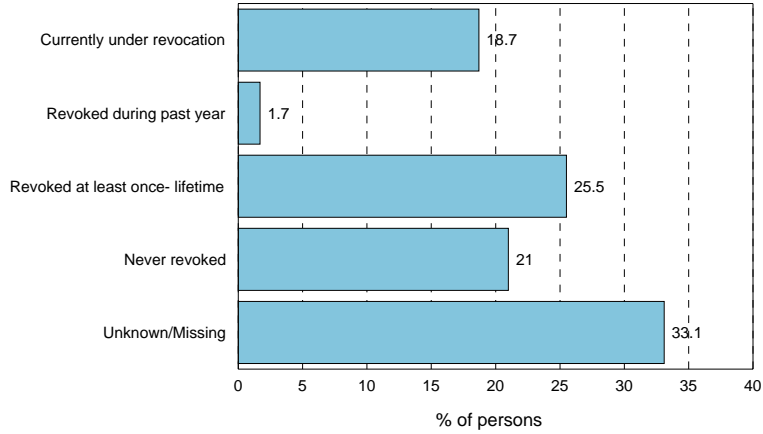
Characteristics of persons admitted to detox centers in Minnesota - 2007



SOURCE: Drug and Alcohol Abuse Normative Evaluation System (DAANES), Minnesota Department of Human Services, 2008. Total number of detox admissions in 2007 = 31,696.

EXHIBIT 12

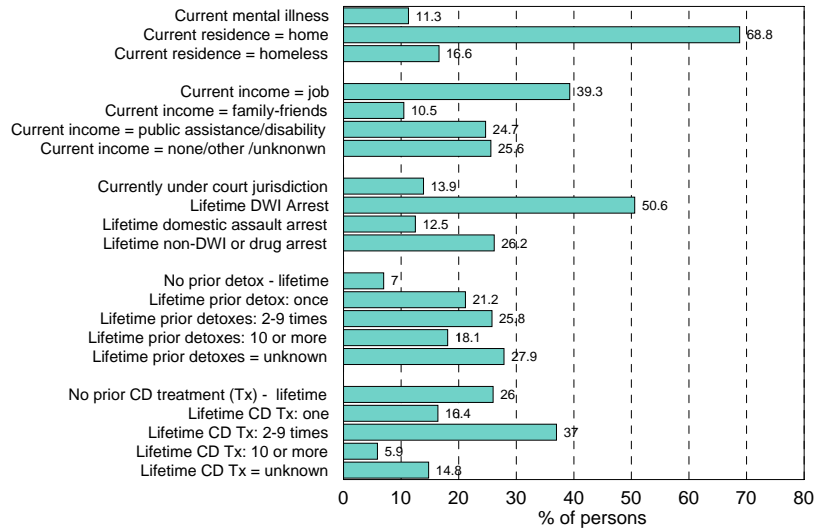
Drivers license revocations due to DWI  
for persons admitted to detox centers - Minnesota 2007



SOURCE: Drug and Alcohol Abuse Normative Evaluation System (DAANES), Minnesota Department of Human Services, 2008.  
Total number of detox admissions in 2007 = 31,696.

EXHIBIT 13

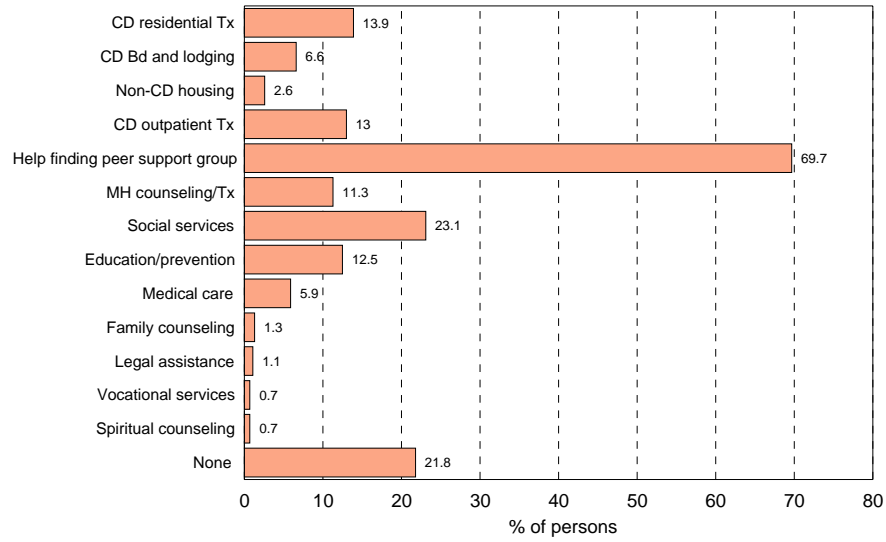
Additional characteristics of persons admitted to detox centers  
Minnesota 2007



SOURCE: Drug and Alcohol Abuse Normative Evaluation System (DAANES), Minnesota Department of Human Services, 2008.  
Total number of detox admissions in 2007 = 31,696.

EXHIBIT 14

Referrals made at discharge from detox centers - Minnesota 2007



SOURCE: Drug and Alcohol Abuse Normative Evaluation System (DAANES), Minnesota Department of Human Services, 2008. Total number of detox admissions in 2007 = 31,696. Total percentage exceeds 100 percent because each person can receive more than one referral.