

Void Claims

Void Claim Batches

A Void claim batch must exist for the date range of the claim to Void and Resubmit or Void and Finalize a claim. The batch owner of the Void claim batch must be the same person selecting the menu option to Void and Resubmit or Void and Finalize a claim. For regions, the Claiming County of the Void claim batch must match the Claiming County on the original claim.

To create a Void claim batch:

- 1) Click on **Claim Batch Search** under the Healthcare Claiming bar on the Task Panel.
- 2) Click on **Action**.
- 3) Select **New Claim Batch**.
- 4) Select **Void** as the **Claim category**.
- 5) Enter a **Batch start date** and a **Batch end date**.
- 6) **Owner** defaults to the user signed on.
- 7) For regions: Select a **Claiming county**.

Void (Draft) 01/01/2008 - 01/31/2008 Faribault | Claims

| | | |
|-------------------|------------------------|------------------|
| Claim category: | Included record types: | Claim batch #: |
| Void | Time and Payments | 209654000 |
| Batch start date: | Batch end date: | Claiming county: |
| 01/01/2008 | 01/31/2008 | Faribault |
| Owner: | Donais, Sherry Ann Iv | |
| Description: | | |
| Batch status: | Generated date: | Submitted date: |
| Draft | | |
| Claims total: | # of claims: | Generate |
| \$0.00 | 0 | |

The **Generate** button is disabled for Claim Batches with the **Claim Category** of **Void**. **Submit** from the **Action** menu is available once there are claims in the Void batch.

How to get claims in the Void batch

Claims are automatically added to the Void claim batch after the menu option of **Void and Resubmit** or **Void and Finalize** is taken on a paid or partially paid claim.

Example of when to use Void and Resubmit

A county submitted the claim and it was only partially paid because the MMIS Service Agreement did not have enough units to allow full payment.

1. County staff updated MMIS Service Agreement with additional units.
2. Fiscal claiming staff would select Void and Resubmit on original claim.
3. SSIS then voids original claim (through submission of Void claim batch) and produces a new claim for the full amount of units when the county generates and submits the next claim batch for the claim category of the original claim. Note: The remittance advice process that updates the Void claim to Paid or Partially paid must run before the new claim can be generated in SSIS.

Example of when to use Void and Finalize

A county submitted the claim to MMIS and it was paid. Since then, the claim has been reviewed by county staff and the worker does not have the supporting documentation for the claim. If the county is audited, this claim would fail the audit.

1. Claiming staff would select Void and Finalize on the original claim and write a note in the Comments area about why the claim is not appropriate.
2. SSIS then voids the original claim (through submission of Void claim batch) and finalizes the original claim so it will not be included in future claim batches for that claim category.

Void and Resubmit

The menu option of **Void and Resubmit** is available for claims with a disposition of **Open** and a status of **Paid** or **Partially Paid**. Void and Resubmit would be used when you want to replace the claim in MMIS.

To Void and Resubmit a claim:

- 1) Create a Void claim batch for the date range of the claim.
- 2) Select the paid or partially paid claim to be replaced from the Healthcare Claim Search.

Searches: Max results: 500 Search on open 3.17 Secs, 122 Results

Claim # Claim category: Claim status: Partially paid

Date type: Date range: From: To: Search

Generated date: Custom... Clear

Client first name: Client last name: County person #: SSIS person #: PMI #:

| Claim Cat... | Claim Status | Disposition | Claim # | Client Name | First Service Date | Last Service Date | Un... | Amo... | Allowed Units | P... | Claim ... |
|--------------|----------------|--------------------|-----------|---------------|--------------------|-------------------|-------|----------|---------------|--------|-----------|
| CW-TCM | Partially paid | Void and resu... | 185524713 | Void, Marlene | 02/20/2006 | 02/20/2006 | 1 | \$11... | 1 | \$... | |
| CW-TCM | Partially paid | Resubmit | 185589665 | Void, Marlene | 02/20/2006 | 02/20/2006 | (1) | (\$11... | | | |
| CW-TCM | Partially paid | Open | 185524710 | Void, Marlene | 01/20/2006 | 01/20/2006 | 1 | \$11... | 1 | \$... | |
| CW-TCM | Partially paid | Void and finali... | 185606635 | Void, Mathew | 03/20/2006 | 03/20/2006 | 1 | \$11... | 1 | \$... | |
| | | | | | | | 122 | 26... | 205... | 128.00 | 4... |

Healthcare Claim | Time Records | Payments | Comments

Claim #: 185524710 Claim category: CW-TCM Claim detail: Generated date: 10/22/2008 08:38:37 AM

First service date: 01/20/2006 Last service date: 01/20/2006 Claim status: Partially paid Status date: 10/22/2008 08:56:03 AM

Bill type: Original claim #: Disposition: Open Disposition date: 10/22/2008 08:38:37 AM

Units: 1 Amount: \$115.00 TCN: 50000000185524710

Allowed units: 1 Paid amount: \$57.50 Client responsibility: \$57.50

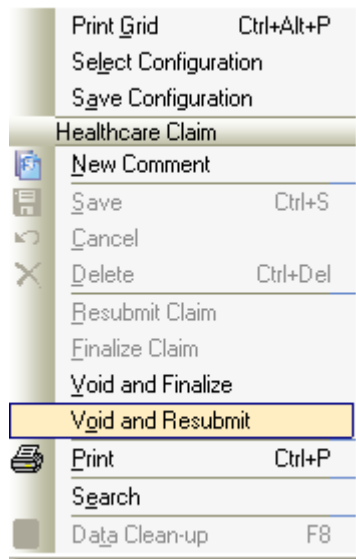
Client name: Void, Marlene SSIS person #: 185439618 PMI #: 03137299

HCP/CS/modifiers:

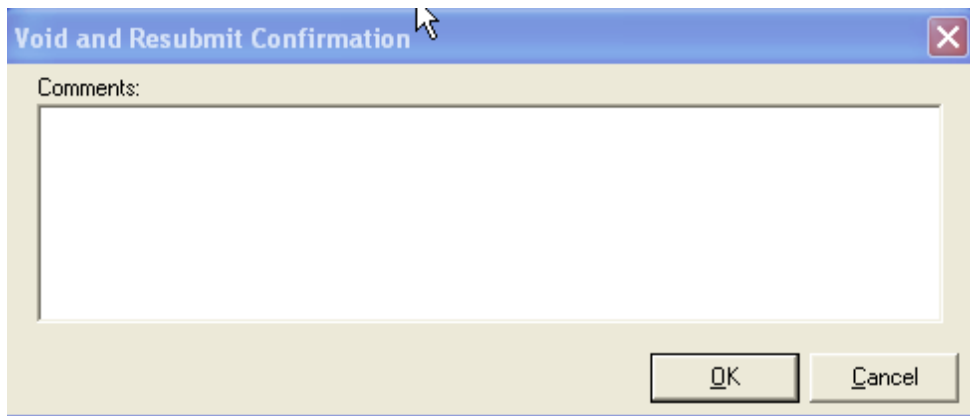
Action

****Note:** Including the Allowed Units column provides details if additional units must be added in MMIS before the claim can be paid in full.

- 3) Click on **Action**.
- 4) Select **Void and Resubmit**.



- 5) An error message displays if a valid Void claim batch does not exist for this user.
- 6) A confirmation window displays. Optional comments can be added.



- 7) Click **OK**.
- 8) If a comment is entered on the confirmation window, it will be added to the Comments tab of the original claim. The **Disposition** of the original claim will be updated to **Void and Resubmit**.
- 9) At this point, SSIS creates only a Void claim and that claim is added to the Void claim batch owned by the user who selected the menu option of **Void and Resubmit**. The **Disposition** of the Void claim will be **Open**. The **Bill type** will be **Void**. The **Original claim #** field will display the claim # from the original claim.
- 10) Submit the Void claim batch when ready. (Multiple void claims from any claim category can be in the batch.)
- 11) The Void claim will get a status from MMIS of **To be paid** through the nightly claim status interface.

- 12) The status on the Void claim will be **Paid** or **Partially Paid** through the Remittance Advice interface process once MMIS has successfully processed the void claim. The **Disposition** on the Void claim will be updated to **Resubmit** through the interface process.
- 13) Generate a new claim batch for the claim category of the original claim and do proofing. The new claim batch will include the new claim that replaces the claim that was successfully voided in step 7. **Note:** Any new time records or payments added since the last create and generate for the claim category will now be included in the batch and any changes will also be included.

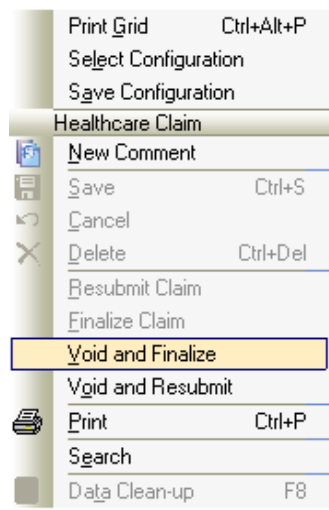
Void and Finalize

The menu option of **Void and Finalize** is available for claims with a **Disposition** of **Open** and a status of **Paid** or **Partially Paid**. Void and Finalize would be used when you want to void the claim in MMIS but do not want to replace it with another claim. (This is sometimes referred to as take-back claims.)

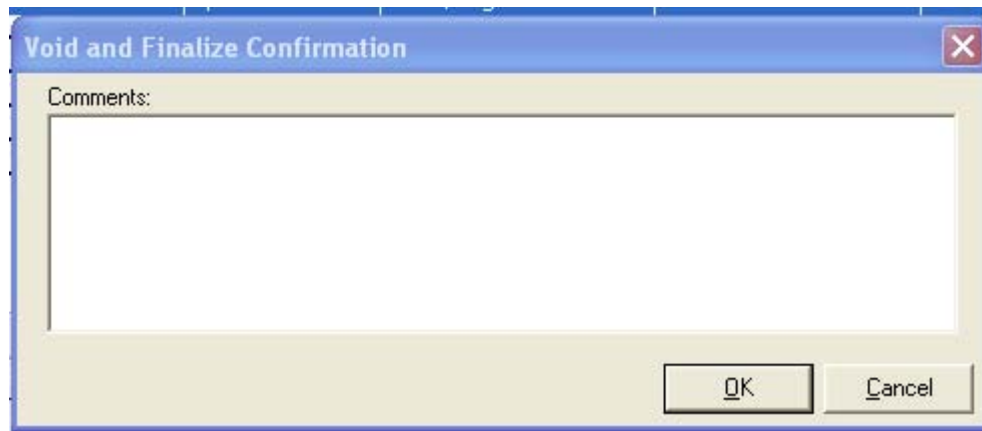
- 1) Create a Void claim batch for the date range of the claim.
- 2) Select the paid or partially paid claim to be voided from the Healthcare Claim Search.

| Claim Cat... | Claim Status | Disposition | Claim # | Client Name | First Service Date | Last Service Date | Un... | Amo... | Allowed Units | P... | Claim ... |
|--------------|----------------|--------------------|-----------|---------------|--------------------|-------------------|-------|----------|---------------|-------|-----------|
| CW-TCM | Partially paid | Void and resu... | 185524713 | Void, Marlene | 02/20/2006 | 02/20/2006 | 1 | \$11... | 1 | \$... | |
| CW-TCM | Partially paid | Resubmit | 185589665 | Void, Marlene | 02/20/2006 | 02/20/2006 | (1) | (\$11... | | | |
| CW-TCM | Partially paid | Open | 185524710 | Void, Marlene | 01/20/2006 | 01/20/2006 | 1 | \$11... | 1 | \$... | |
| CW-TCM | Partially paid | Void and finali... | 185606635 | Void, Mathew | 03/20/2006 | 03/20/2006 | 1 | \$11... | 1 | \$... | |

- 3) Click on **Action**.
- 4) Select **Void and Finalize**.



- 5) An error message will display if a valid Void claim batch does not exist for this user.
- 6) A confirmation window will display. Optional comments can be added on the Confirmation screen.



- 7) Click **OK**.
- 8) If a comment is entered on the confirmation window, it will be added to the Comments tab of the original claim. The **Disposition** of the original claim will be updated to **Void and Finalize**.
- 9) At this point SSIS will create the void claim and add it to the Void claim batch owned by the user who selected the menu option of Void and Finalize.

The **Disposition** of the Void claim will be **Finalized**. The **Bill type** will be **Void**. The **Original claim #** field will display the claim # from the original claim.

| Healthcare Claim | | Time Records | Payments | Comments |
|-----------------------|--|-----------------------------|------------|------------------------|
| Claim #: | 209597029 | Claim category: | MH-TCM | Claim detail: |
| First service date: | 07/01/2008 | Last service date: | 07/01/2008 | Claim status: |
| Bill type: | Void | Original claim #: | 209597015 | Disposition: |
| Units: | -1 | Amount: | (\$75.89) | TCN: |
| Paid units: | | Paid amount: | | Client responsibility: |
| Client name: | MH-TCM, Molly | SSIS person #: | 209361245 | PMI #: |
| HCP/CS/modifiers: | T2023 HE - MH-TCM, adult, face-to-face | | | |
| ICD-9 diagnosis: | 316 - PSYCHIC FACTOR W OTH DIS | Unit type: | Month | |
| Place of service: | Home | Prior authorization number: | | |
| Rule 5 facility name: | | Rule 5 provider number: | | Rule 5 NPI/UMPI: |

- 10) Submit the Void claim batch when ready. (Multiple void claims in any claim category can be in the batch.)
- 11) The Void claim will get a status from MMIS of **To be paid** through the nightly claim status interface.
- 12) The status on the Void claim will be **Paid** or **Partially Paid** through the nightly claim status interface once MMIS has successfully processed the Void claim. The **Disposition** on the Void claim will be updated to **Voided**.

Claims history

The Claims folder for a client displays the original claim, the voided claim, and the resubmitted or finalized claim.

CLAIMS FOLDER—Void and Resubmit

The screenshot shows the MMIS Claims folder interface. On the left is a tree view with folders like 'Address/Phone/Er', 'Chafee/SELF', 'Name/Race', etc., and 'Claims' is selected. The main area displays a table of claims:

| Claim Category | Claim Status | Disposition | Client Name | First Service ... | Last Service Date | Units | Amount | Allowed Units | Paid Amo... | Claim Deta |
|----------------|--------------|------------------|--------------------|-------------------|-------------------|-------|------------|---------------|-------------|------------|
| CW-TCM | Paid | Void and resu... | Void, Mary Current | 06/01/2006 | 06/01/2006 | 1 | \$115.00 | 1 | \$115.00 | |
| CW-TCM | Paid | Resubmit | Void, Mary Current | 06/01/2006 | 06/01/2006 | (1) | (\$115.00) | | | |
| CW-TCM | Draft | Open | Void, Mary Current | 06/01/2006 | 06/01/2006 | 1 | \$115.00 | | | |

Below the table is a summary row for the selected claim (row 1):

| | | | | |
|---|------|--------|------|--------|
| 3 | 1.00 | 115.00 | 1.00 | 115.00 |
|---|------|--------|------|--------|

The detailed view below shows fields for:

- Claim #: 185524692
- Claim category: CW-TCM
- Claim detail: [Dropdown]
- Generated date: 10/22/2008 08:38:37 AM
- First service date: 06/01/2006
- Last service date: 06/01/2006
- Claim status: Paid
- Status date: 10/22/2008 08:56:03 AM
- Bill type: Original claim
- Original claim #: [Field]
- Disposition: Void and resubmit
- Disposition date: 10/29/2008 10:59:42 AM
- Units: 1
- Amount: \$115.00
- TCN: 50000000185524692
- Allowed units: 1
- Paid amount: \$115.00
- Client responsibility: \$57.50
- Client name: Void, Mary Current
- SSIS person #: 185439531
- PMI #: 03137287

A callout box on the right contains the numbers 1, 2, 3 and the text '**See below'.

1. The original paid claim that was Void and Resubmitted.

| | | | | | | | | | |
|--------|------|------------------|--------------------|------------|------------|---|----------|---|----------|
| CW-TCM | Paid | Void and resu... | Void, Mary Current | 06/01/2006 | 06/01/2006 | 1 | \$115.00 | 1 | \$115.00 |
|--------|------|------------------|--------------------|------------|------------|---|----------|---|----------|

2. The actual Void claim sent to MMIS.

| | | | | | | | | | |
|--------|------|----------|--------------------|------------|------------|-----|------------|--|--|
| CW-TCM | Paid | Resubmit | Void, Mary Current | 06/01/2006 | 06/01/2006 | (1) | (\$115.00) | | |
|--------|------|----------|--------------------|------------|------------|-----|------------|--|--|

3. The replacement claim in a batch, ready to be submitted to MMIS.

| | | | | | | | | | |
|--------|-------|------|--------------------|------------|------------|---|----------|--|--|
| CW-TCM | Draft | Open | Void, Mary Current | 06/01/2006 | 06/01/2006 | 1 | \$115.00 | | |
|--------|-------|------|--------------------|------------|------------|---|----------|--|--|

****Note:** Including the Allowed Units column provides details if additional units must be added in MMIS before the claim can be paid in full.

CLAIMS FOLDER – Void and Finalize

The screenshot shows a software interface with a table of claims and a detailed form for a selected claim. The table has columns for Claim Category, Claim Status, Disposition, Client Name, First Service Date, Last Service Date, Units, Amount, Allowed Units, and Paid Amount. The detailed form includes fields for Claim #, Claim category, Claim detail, Generated date, First service date, Last service date, Claim status, Status date, Bill type, Original claim #, Disposition, Disposition date, Units, Amount, TCN, Allowed units, Paid amount, Client responsibility, Client name, SSIS person #, and PMI #.

| Claim Category | Claim Status | Disposition | Client Name | First Service Date | Last Service Date | Units | Amount | Allowed Units | Paid Amo... | Claim D... |
|----------------|--------------|-------------------|---------------------|--------------------|-------------------|-------|------------|---------------|-------------|------------|
| CW-TCM | Paid | Void and finalize | Void, Alan Proofing | 01/20/2008 | 01/20/2008 | 1 | \$115.00 | 1 | \$115.00 | |
| CW-TCM | Paid | Voided | Void, Alan Proofing | 01/20/2008 | 01/20/2008 | (1) | (\$115.00) | (1) | (\$115.00) | |

1
2
**see
Below

1. Original claim Void and Finalized

| | | | | | | | | | | |
|--------|------|-------------------|---------------------|------------|------------|---|----------|---|----------|--|
| CW-TCM | Paid | Void and finalize | Void, Alan Proofing | 01/20/2008 | 01/20/2008 | 1 | \$115.00 | 1 | \$115.00 | |
|--------|------|-------------------|---------------------|------------|------------|---|----------|---|----------|--|

2. Voided claim submitted to MMIS

| | | | | | | | | | | |
|--------|------|--------|---------------------|------------|------------|-----|------------|-----|------------|--|
| CW-TCM | Paid | Voided | Void, Alan Proofing | 01/20/2008 | 01/20/2008 | (1) | (\$115.00) | (1) | (\$115.00) | |
|--------|------|--------|---------------------|------------|------------|-----|------------|-----|------------|--|

****Note:** Including the Allowed Units column provides details if additional units must be added in MMIS before the claim can be paid in full.

Helpful Hints:

- *An original claim that was Partially Paid.*
The void claim displays the reverse of the amount submitted on the original claim. MMIS must receive the reverse of the units and amount that was submitted on the original claim to process the void claim. MMIS will only take back what was paid on the original claim. Once the Remittance Advice is processed, the void claim will display the Claim status of Partially paid and the Allowed units and Paid amount will display what MMIS actually took back.
- *To void a claim so MMIS can fix a problem, but the problem will not be resolved for a month or more, select Void and Resubmit.*
Enter a Do Not Claim for the client for the appropriate claim category and service dates to prevent the new (replacement) claim from being generated until the problem is resolved in MMIS. Once the problem is resolved and you are ready to resubmit, delete the Do Not Claim record. Create and generate a claim batch for the appropriate service dates and claim category.
- *If a claim was submitted under the wrong claim category, e.g., the time record had the wrong service and activity selected so an RSC claim was submitted.*
After MMIS paid the claim the error was discovered; the time record should have been for the LTCC screening. Select Void and Resubmit. The void claim will be created for the RSC-TCM claim category. Make the appropriate corrections to the time record or payment. The Void claim's status is updated to Paid or Partially Paid and the Disposition is updated to Resubmit when the Remittance Advice is processed. Create and generate a Claim Batch for the appropriate claim category and date range. (In the example above the claim category would be LTCC). The new claim will be generated.

CLAIM AUDIT REPORT

The Claim Audit Report provides a history of changes made to Payments and Time records that were part of a claim. The report also includes if a Time record was deleted that was once part of a claim. (An edit prevents payments or modifications that were part of a claim from being deleted.)

This report lists whether the claim was a payment request, posted payment, time record or a combination. The report also lists the action taken such as delete or change and the date of the action. The person who performed the action is listed. In Version 5.0 there was a bug that if time or payment records were deleted the report displays “*Could not find record.*” This was fixed in Version 5.1, but those deleted records cannot be recaptured. Therefore, for those records, the report will always display the “*Could not find record*” message.

This report can be used to determine any changes made to claims submitted to MMIS that now require further action. For example, a claim is submitted for a time record and that record is subsequently changed and is no longer billable. Action would need to be taken to void the submitted claim.

Setup screen

Report results

| Claim # | Claim Category | Generated Date | First Service Date | Last Service Date | Claim Status | Disposition | | | | | | | | | | | | | | | | | | | | | |
|---|----------------|------------------------|-----------------------|--------------------|------------------------------|---|-------------|---------------|------------|------------|--------------------|------------|---------------------------------|----------|-----------|-----------------|-----------------------|---------|---|---|--------------|-----------|-----------|-----------------------|---------|---------------------|------------------------------|
| 184314948 | MH-TCM | 12/14/2007 8:05:54 AM | 08/01/2006 | 08/01/2006 | Submitted | Open | | | | | | | | | | | | | | | | | | | | | |
| <table border="1"> <thead> <tr> <th>Client Name</th> <th>PMI #</th> <th>Amount</th> <th>Units</th> <th>Paid Amount</th> <th>Paid Units</th> </tr> </thead> <tbody> <tr> <td>Mhtcm, Cooley Proofing</td> <td>02246984</td> <td>55.00</td> <td>1</td> <td></td> <td></td> </tr> <tr> <td colspan="6">Month MH-TCM, adult, face-to-face</td> </tr> </tbody> </table> | | | | | | | Client Name | PMI # | Amount | Units | Paid Amount | Paid Units | Mhtcm, Cooley Proofing | 02246984 | 55.00 | 1 | | | Month MH-TCM, adult, face-to-face | | | | | | | | |
| Client Name | PMI # | Amount | Units | Paid Amount | Paid Units | | | | | | | | | | | | | | | | | | | | | | |
| Mhtcm, Cooley Proofing | 02246984 | 55.00 | 1 | | | | | | | | | | | | | | | | | | | | | | | | |
| Month MH-TCM, adult, face-to-face | | | | | | | | | | | | | | | | | | | | | | | | | | | |
| 185216980 | MH-TCM | 07/23/2008 10:53:23 AM | 01/01/2007 | 01/01/2007 | Submitted | Open | | | | | | | | | | | | | | | | | | | | | |
| <table border="1"> <thead> <tr> <th>Client Name</th> <th>PMI #</th> <th>Amount</th> <th>Units</th> <th>Paid Amount</th> <th>Paid Units</th> </tr> </thead> <tbody> <tr> <td>Resubmissions, Andrea Diagnosis</td> <td>01491791</td> <td>55.00</td> <td>1</td> <td></td> <td></td> </tr> <tr> <td colspan="6">Month MH-TCM, adult, face-to-face</td> </tr> </tbody> </table> | | | | | | | Client Name | PMI # | Amount | Units | Paid Amount | Paid Units | Resubmissions, Andrea Diagnosis | 01491791 | 55.00 | 1 | | | Month MH-TCM, adult, face-to-face | | | | | | | | |
| Client Name | PMI # | Amount | Units | Paid Amount | Paid Units | | | | | | | | | | | | | | | | | | | | | | |
| Resubmissions, Andrea Diagnosis | 01491791 | 55.00 | 1 | | | | | | | | | | | | | | | | | | | | | | | | |
| Month MH-TCM, adult, face-to-face | | | | | | | | | | | | | | | | | | | | | | | | | | | |
| 182566695 | Waiver and AC | 07/23/2007 2:25:13 PM | 10/05/2006 | 10/05/2006 | Submitted | Open | | | | | | | | | | | | | | | | | | | | | |
| <table border="1"> <thead> <tr> <th>Client Name</th> <th>PMI #</th> <th>Amount</th> <th>Units</th> <th>Paid Amount</th> <th>Paid Units</th> </tr> </thead> <tbody> <tr> <td>Waiver, ElJah Proofing</td> <td>00005881</td> <td>21.58</td> <td>1</td> <td></td> <td></td> </tr> <tr> <td colspan="6">15 Minutes Waiver case management</td> </tr> </tbody> </table> | | | | | | | Client Name | PMI # | Amount | Units | Paid Amount | Paid Units | Waiver, ElJah Proofing | 00005881 | 21.58 | 1 | | | 15 Minutes Waiver case management | | | | | | | | |
| Client Name | PMI # | Amount | Units | Paid Amount | Paid Units | | | | | | | | | | | | | | | | | | | | | | |
| Waiver, ElJah Proofing | 00005881 | 21.58 | 1 | | | | | | | | | | | | | | | | | | | | | | | | |
| 15 Minutes Waiver case management | | | | | | | | | | | | | | | | | | | | | | | | | | | |
| 185508790 | VA/DD-TCM | 10/20/2008 11:10:24 AM | 03/01/2007 | 03/01/2007 | Denied | Open | | | | | | | | | | | | | | | | | | | | | |
| <table border="1"> <thead> <tr> <th>Client Name</th> <th>PMI #</th> <th>Amount</th> <th>Units</th> <th>Paid Amount</th> <th>Paid Units</th> </tr> </thead> <tbody> <tr> <td>Vadd, George Pr</td> <td>00005564</td> <td>101.00</td> <td>1</td> <td></td> <td>0.00</td> </tr> <tr> <td colspan="6">59999999185520614 Month VA/DD-TCM, Face-to-face</td> </tr> </tbody> </table> | | | | | | | Client Name | PMI # | Amount | Units | Paid Amount | Paid Units | Vadd, George Pr | 00005564 | 101.00 | 1 | | 0.00 | 59999999185520614 Month VA/DD-TCM, Face-to-face | | | | | | | | |
| Client Name | PMI # | Amount | Units | Paid Amount | Paid Units | | | | | | | | | | | | | | | | | | | | | | |
| Vadd, George Pr | 00005564 | 101.00 | 1 | | 0.00 | | | | | | | | | | | | | | | | | | | | | | |
| 59999999185520614 Month VA/DD-TCM, Face-to-face | | | | | | | | | | | | | | | | | | | | | | | | | | | |
| <table border="1"> <thead> <tr> <th>Client Name</th> <th>Activity Date</th> <th>SVC Code</th> <th>Activity</th> <th>Regarding Duration</th> <th>Method</th> <th>Status</th> <th>Location</th> <th>Worker</th> </tr> </thead> <tbody> <tr> <td>Vadd, George Pr</td> <td>03/01/2007</td> <td>693</td> <td>Client contact</td> <td>180</td> <td>Face to face</td> <td>Completed</td> <td>Office</td> <td>Beth Sahr</td> </tr> </tbody> </table> | | | | | | | Client Name | Activity Date | SVC Code | Activity | Regarding Duration | Method | Status | Location | Worker | Vadd, George Pr | 03/01/2007 | 693 | Client contact | 180 | Face to face | Completed | Office | Beth Sahr | | | |
| Client Name | Activity Date | SVC Code | Activity | Regarding Duration | Method | Status | Location | Worker | | | | | | | | | | | | | | | | | | | |
| Vadd, George Pr | 03/01/2007 | 693 | Client contact | 180 | Face to face | Completed | Office | Beth Sahr | | | | | | | | | | | | | | | | | | | |
| <table border="1"> <thead> <tr> <th>Action</th> <th>Data #</th> <th>Staff Name</th> <th>Trans Date</th> <th>Field Label</th> <th>Old Value</th> <th>New Value</th> </tr> </thead> <tbody> <tr> <td>Change</td> <td>185151140</td> <td>Beth Sahr</td> <td>10/20/2008 1:15:42 PM</td> <td>Purpose</td> <td>PR# 08-0922-1855-38 "Denied"</td> <td>PR# 08-0922-1855-38 "Denied" Face to Face Claim</td> </tr> <tr> <td>Change</td> <td>185151140</td> <td>Beth Sahr</td> <td>10/20/2008 1:12:38 PM</td> <td>Purpose</td> <td>PR# 08-0922-1855-38</td> <td>PR# 08-0922-1855-38 "Denied"</td> </tr> </tbody> </table> | | | | | | | Action | Data # | Staff Name | Trans Date | Field Label | Old Value | New Value | Change | 185151140 | Beth Sahr | 10/20/2008 1:15:42 PM | Purpose | PR# 08-0922-1855-38 "Denied" | PR# 08-0922-1855-38 "Denied" Face to Face Claim | Change | 185151140 | Beth Sahr | 10/20/2008 1:12:38 PM | Purpose | PR# 08-0922-1855-38 | PR# 08-0922-1855-38 "Denied" |
| Action | Data # | Staff Name | Trans Date | Field Label | Old Value | New Value | | | | | | | | | | | | | | | | | | | | | |
| Change | 185151140 | Beth Sahr | 10/20/2008 1:15:42 PM | Purpose | PR# 08-0922-1855-38 "Denied" | PR# 08-0922-1855-38 "Denied" Face to Face Claim | | | | | | | | | | | | | | | | | | | | | |
| Change | 185151140 | Beth Sahr | 10/20/2008 1:12:38 PM | Purpose | PR# 08-0922-1855-38 | PR# 08-0922-1855-38 "Denied" | | | | | | | | | | | | | | | | | | | | | |