

Presenter: Angela Walswick

SSIS V12.2 Child Welfare Targeted Case Management

New CW-TCM Data

SSIS Worker Mentor Meeting

May 22, 2012

St. Cloud, Minnesota

dhs.ssishelp@state.mn.us



Minnesota Department of **Human Services**

Supplemental Health Care **Folder-** CW-TCM Eligibility **Entry**

- Child Welfare Targeted Case Management services are activities that coordinate social services and other needed services for eligible children and their families.



A separate CW-TCM plan is available in V12.2 for caseworkers to complete with the family, in the event that they wish to claim CW-TCM but the desired service plan is not yet complete.

A signed service plan is required before the agency can claim for CW-TCM dollars.

Case Manager Qualifications

- Counties and Contracted Vendors
- Employed by a certified CW-TCM provider
- Bachelor's degree
 - Social work-related or other BA and one year of experience
- Skilled in identifying and assessing a wide range of children's needs
- Knowledgeable about community resources for the benefit of the child

Staff Qualifications Entry

Case Managers (County/Tribal)

1. SSIS Administration
2. Lists menu
3. User Search
4. Highlight User
5. Select **Qualifications** tab
6. **New Qualification**

Name	Employee Type	County Entity	Role
Baker, William	County/Tribal employee	Social Services	OKEEFE RCCHSDSW

Type	Claim Category	Qualified	Start

Type:	<input type="text" value="Child safety/permanency professional"/>	Qualified:	<input checked="" type="radio"/> Yes <input type="radio"/> No
Claim category:	<input type="text"/>	End date:	<input type="text"/>
Start date:	<input type="text"/>		

Staff Qualification Entry

External Case Managers

Name	Employee Type	County Entity
Baker, William	County/Tribal employee	Social Services

William Baker Program restrictions Department Ass

Identification

Prefix: Mr

First: William

Middle:

Last: Baker

Suffix:

Title: SW

E-mail:

Phone: (222)333-4444

SSIS user ID: WBAKER Password

County staff ID:

SSIS staff ID: 101655468

County entity: Social Services

Employee type: External placement case manager

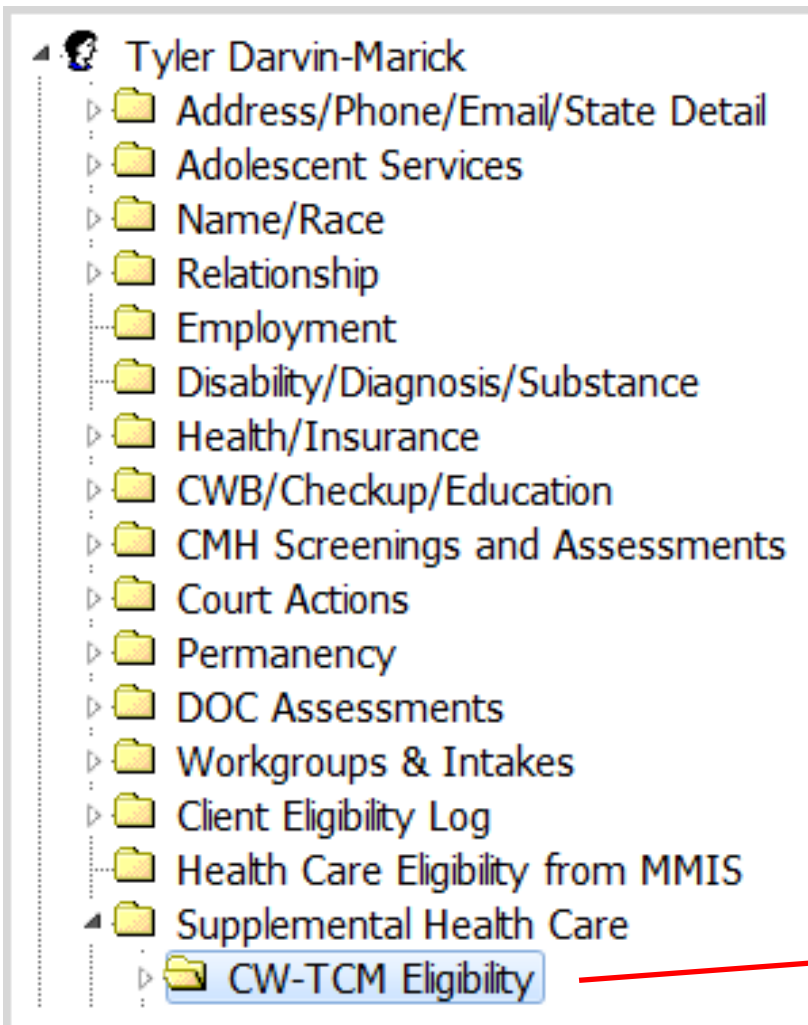
Mental health adult: Yes No

RTC employee: Yes No

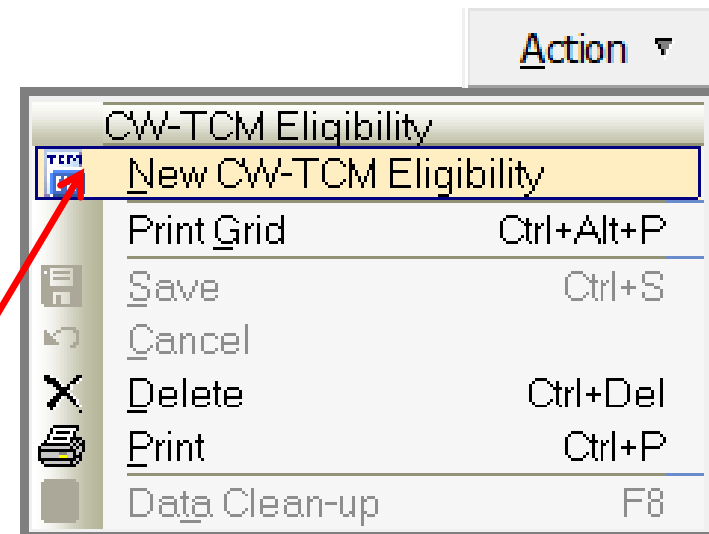
Host county:

1. SSIS Administration
2. Lists menu
3. User Search
4. Highlight User
5. Select **Qualifications** tab
6. **New Qualification**

Supplemental Health Care Folder- CW-TCM Eligibility Entry



SSIS Version 12.2 has a change regarding the CW-TCM documentation required to submit a CW-TCM claim.



Supplemental Health Care Folder- CW-TCM Eligibility Entry

CW-TCM Eligibility Annual Review Date

CW-TCM assessment

Date the child is :

[At risk of placement or is in placement:](#) ▼ ^⓪

[At risk of maltreatment or is experiencing maltreatment:](#) ▼ ^⓪

[In need of protection or services:](#) ▼ ^⓪

[CW-TCM service plan](#)

The services to be provided for CW-TCM are specified in the client's service plan

Service plan type: ▼ ^⓪

Service plan date: ▼

CW-TCM finding ^⓪

CW-TCM effective dates

Start date: ▼ End date: ▼

Assessing CW-TCM begins by selecting the **Date** the child meets one or more of the three assessment criteria.

Supplemental Health Care Folder- CW-TCM Eligibility Entry

CW-TCM Eligibility	Annual Review Date
CW-TCM assessment	
Date the child is :	
<u>At risk of placement or is in placement:</u>	<input type="text"/> 0
<u>At risk of maltreatment or is experiencing maltreatment:</u>	<input type="text"/> 0
<u>In need of protection or services:</u>	<input type="text"/> 0

Supplemental Health Care Folder- CW-TCM Eligibility Entry

CW-TCM is available to children on MA or MinnesotaCare who have been assessed by the certified CW-TCM provider to be at-risk of out-of-home placement or in placement (as defined in Minnesota Statutes, § 260C.212, subd. 1).

CW-TCM is available to children on MA or MinnesotaCare who have been assessed by the certified CW-TCM provider to be at risk of maltreatment or experiencing maltreatment (as defined in Minnesota Statutes, § 626.556, subd. 10e).

CW-TCM is available to children on MA or MinnesotaCare who have been assessed by the certified CW-TCM provider to be in need of protection or services (as defined in Minnesota Statutes, § 260C.007, subd. 4).

Supplemental Health Care Folder- CW-TCM Eligibility Entry

CW-TCM service plan

The services to be provided for CW-TCM are specified in the client's service plan

Service plan type:



Service plan date:

Minnesota Statutes, § 256B.094, subd. 1, defines CW-TCM as:


Activities that coordinate social and other services designed to help the child under age 21 and the child's family gain access to needed social services, mental health services, habilitative services, educational services, health services, vocational services, recreational services, and related services including, but not limited to, volunteer services, advocacy, transportation, and legal services.


Case management services include developing an individual service plan and assisting the child and the child's family obtain needed services through coordination with other agencies and assuring continuity of care. Case managers must assess the delivery, appropriateness, and effectiveness of services on a regular basis.


Version 12.1


CW-TCM Eligibility Annual Review Date

CW-TCM assessment

Date the child is : [dropdown] 


[At risk of placement or is in placement:](#) [dropdown] 

[At risk of maltreatment or is experiencing maltreatment:](#) [dropdown] 

[In need of protection or services:](#) [dropdown] 

Service plan type: [dropdown]

- Child Protective Services Plan
- Out-of-Home Placement Plan
- Social Services Plan
- Family Assessment Service Plan
- Other**
- Parent Support Outreach Plan

CW-TCM finding [text area] 

CW-TCM effective dates

Start date: [dropdown] End date: [dropdown]



Previously, if a service plan wasn't complete, the agency could:



- Select **Other** as a Service plan type.
- Enter why the child meets **CW-TCM eligibility** and details as needed.
- Claim CW-TCM.



CW-TCM Eligibility Annual Review Date

CW-TCM assessment

Date the child is :



[At risk of placement or is in placement:](#)  


[At risk of maltreatment or is experiencing maltreatment:](#)  


[In need of protection or services:](#)  

[CW-TCM service plan](#)

The services to be provided for CW-TCM are specified in the client's service plan

Service plan type:  

Service plan date: 

CW-TCM finding 

CW-TCM effective dates

Start date:

- Out-of-Home Placement Plan
- Child Protective Services Plan
- Family Assessment Service Plan
- CW-TCM Service Plan**
- CMH Targeted Case Management Ind. Family Community Support Plan
- General Family Social Services Plan
- Social Services Plan
- Independent Living Skills Plan
- Transition Plan
- Family Safety Plan
- Adolescent Parent Assessment and Service Plan



New in Version 12.2, a completed and signed service plan is required prior to CW-TCM claiming.



If CW-TCM is being provided prior to the appropriate plan being completed, complete a [CW-TCM Service Plan](#) in the interim.



CW-TCM Eligibility Annual Review Date

CW-TCM assessment

Date the child is :



[At risk of placement or is in placement:](#)  


[At risk of maltreatment or is experiencing maltreatment:](#)  

[In need of protection or services:](#)  



[CW-TCM service plan](#)

The services to be provided for CW-TCM are specified in the client's service plan



Service plan type: **CW-TCM Service Plan**  

Service plan date: 

CW-TCM finding

Child, age 5, was left alone at night without supervision.  

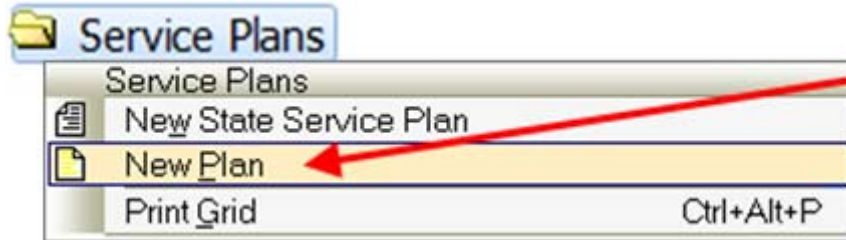
CW-TCM effective dates

Start date:  End date: 

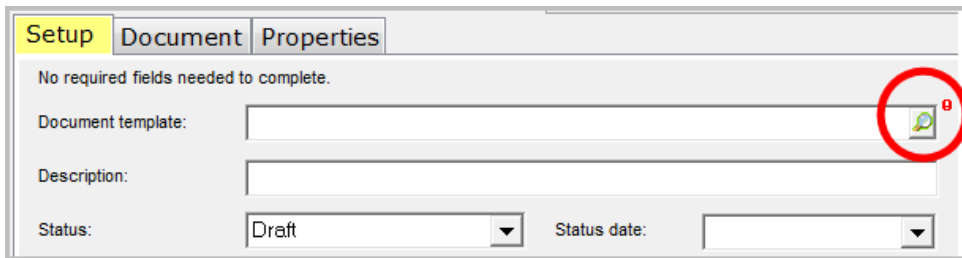
The new **CW-TCM Service Plan** displays in the **Service plan type** menu in place of the previous selection of *Other*.

CW-TCM finding field- Answer this question: *'Why did the child meet the CW-TCM eligibility requirement?'*

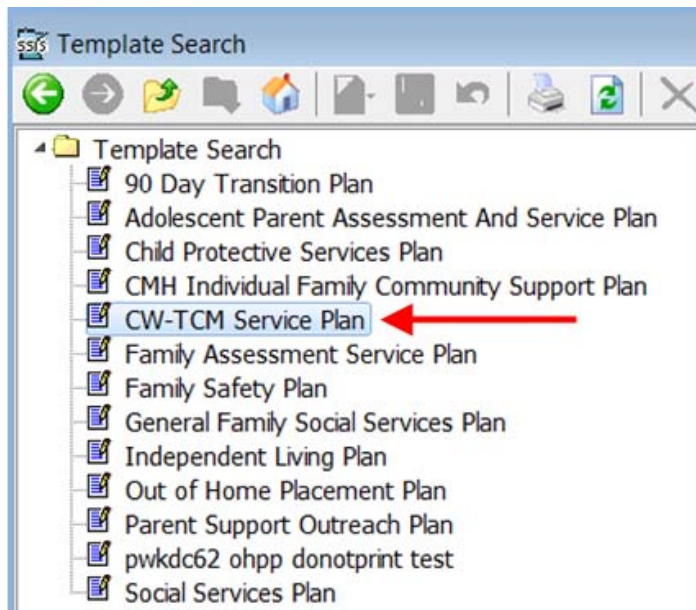
Open the CW-TCM Service Plan



Select **New Plan**
(*Action menu*)
from the **Service Plans** folder.



Click on the
Magnifying Glass
Search button.



Select
CW-TCM Service Plan
in the **Template Search**
Tree View.

The **CW-TCM Service Plan**
displays to the right. Click the
Select button to open the plan.

Complete the **Setup** Tab.

Setup Document Properties

5 required fields needed to complete.

Document template: CW-TCM Service Plan

Description: CW-TCM Service Plan

Status: Draft Status date: 05/01/2012

Document

Document: CW-TCM Service Plan

Agency

Agency: Test County Family Services

County or tribe or region: Superstar County

Workgroup

Workgroup: Jones, Junie CW Assessment 06/23/2011

Workgroup name: Jones, Junie CW Assessment 06/23/2011

SSIS Workgroup #: 99854117

Display the language block?

Service plan

Service plan: CW-TCM Service Plan

Effective from date:

Effective to date:

Child

Participant:

First name Last name:

Date of birth:

Parent 1

Participant:

First name Last name:

Date of birth:

Parent 2

Social Worker

Staff:

Full name:

Document credentials:

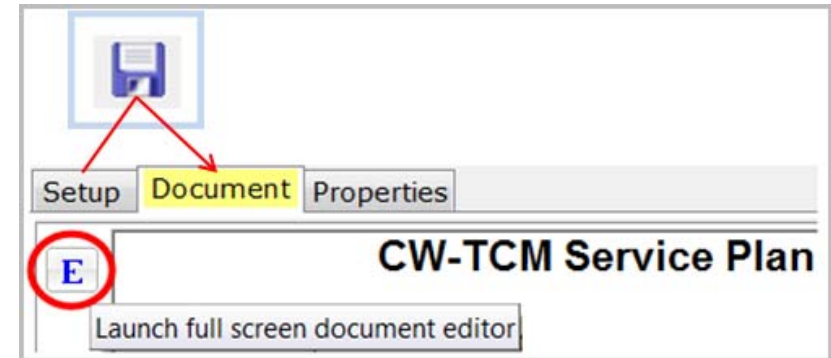
Phone:

Supervisor

Staff: Richard, Dean

Full name: Richard, Dean

Document credentials:



Complete the required fields on the **Setup** tab and select **Save**.

Click on the **Document** tab.

Click on the **Editor** **E** button.

CW-TCM Service Plan

Family Name: Darvin-Marick Tyler CW Case Management 02/01/2012

County Case #: 197224305

Plan Dates: 04/26/2012 - 07/26/2012

Next Review Date:

Worker Name: Angela

Worker Phone: (651)431-4793

Clients in Plan

Name:	Date of birth:
Child: Tyler Darvin-Marick	09/01/1994
Parent: David Darvin	12/30/1966
Parent: Michelle Marick	11/30/1970

Identify the reason the child is in need of CW-TCM services:

<<< Click button to edit...

Goals to be achieved:

<<< Click button to edit...

Specific services to be provided to child:

<<< Click button to edit...

Action steps:

<<< Click button to edit...

Timelines:

<<< Click button to edit...

Person responsible:

<<< Click button to edit...

THE SIGNATURE PAGE FOLLOWS THIS PAGE

Complete
the
CW-TCM
Service
Plan
Document
tab.

CW-TCM Service Plan Draft 04/26/2012

File Edit Format Help

Times New Rom 12pt Blue

Timelines:

<<< Click button to edit...

*Example: Type the **Timelines** in this text area... then click **Save** button to merge the text into the <<< Click button to edit... field above.*

Save Cancel text



“I’m already having difficulty completing one service plan within 30 days... how can I do an additional service plan too?”

Reminder:

The CW-TCM plan is only required in addition to the *intended* service plan if *any* CW-TCM claim will occur prior to **completing the *intended* service plan.**

The CW-TCM service plan must be signed.

In some circumstances – depending upon the program area – the CW-TCM Plan could be the identified plan completed.

In the event circumstances require the completion of both service plans, the CW-TCM plan is one screen requiring responses to six questions as warranted by the family’s situation.