

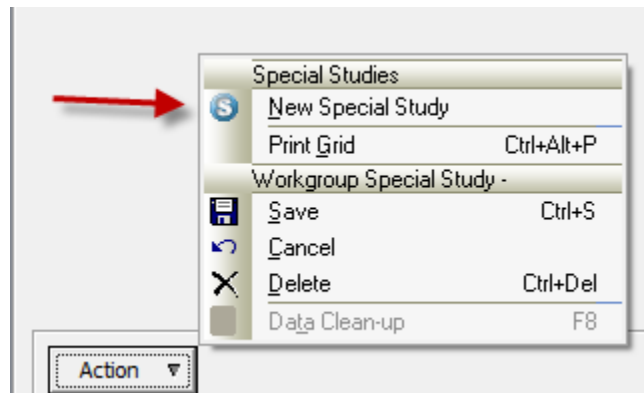
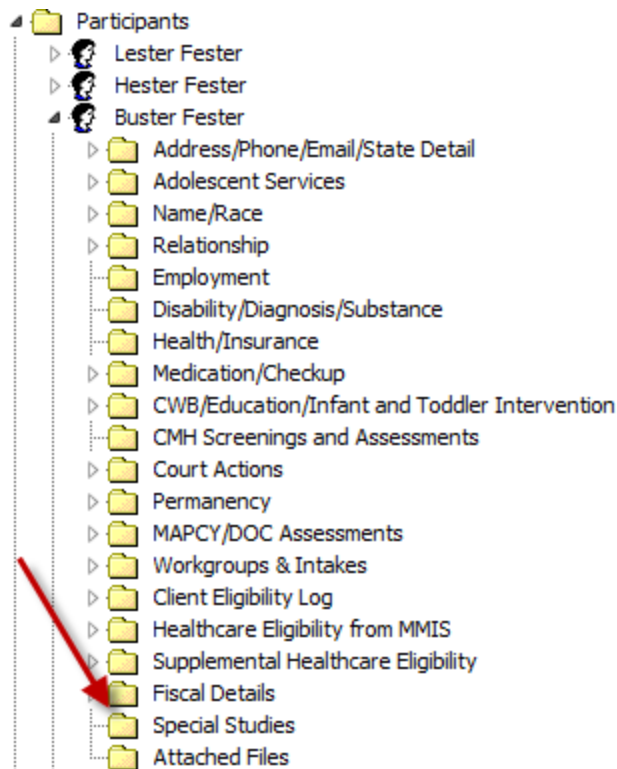
Special Studies



SSIS Worker Mentor Meeting
December 11, 2013


What is a special study?


- ▶ A special study is a mechanism within SSIS for flagging that a particular workgroup, person, or staff member fits into a category defined by the state or your local agency.

Person level



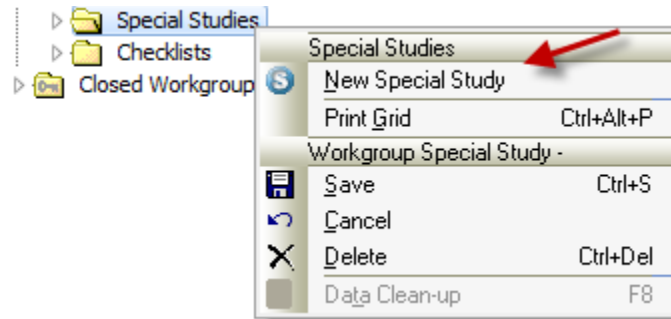
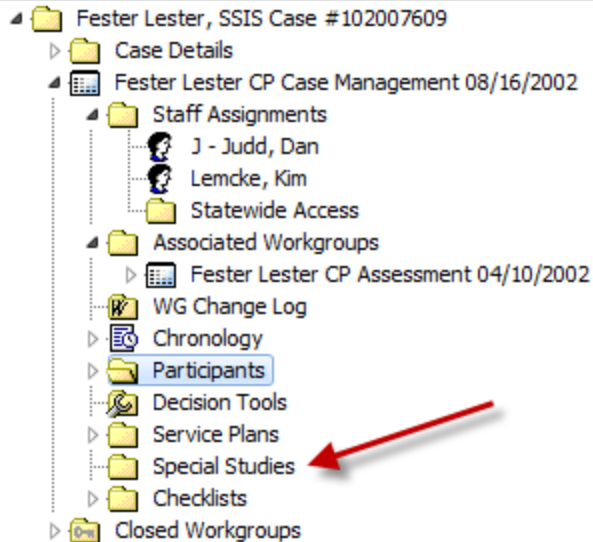
Special study:  

Start date: 

End date: 

Description:

Workgroup level



Form for creating a new special study. The 'Special study' field is filled with 'Moving Home Minnesota (MHM)'. The 'Start date' and 'End date' fields are empty. The 'Description' field is empty.


Special study:


Start date:

End date:

Description:

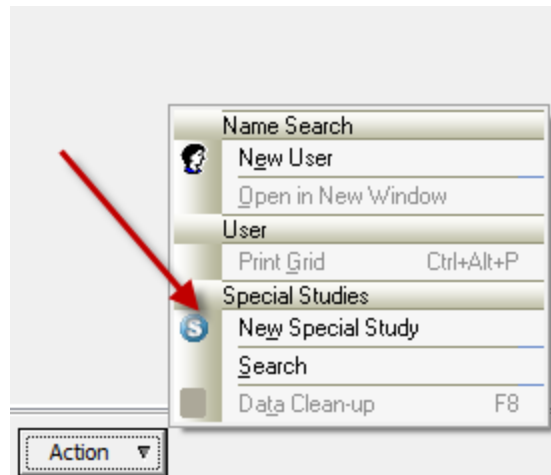
Staff level

Name	Employee Type	County Entity
 Lembcke, Amy	County/Tribal employee	Social Services



Lembcke, Amy	Program restrictions	Department Assignments	Unit Assignments	Units supervised	Qualifications	Special Studies
--------------	----------------------	------------------------	------------------	------------------	----------------	-----------------

<No data to display>



Current state level special studies

- ▶ Permanency Roundtable (PRT) Case Review
- ▶ MAPCY Experimental Group
- ▶ Non-MAPCY Control Group
- ▶ Moving Home Minnesota (MHM)

- ▶ It is possible for a person, WG, or staff member to be associated with more than one special study at a time.

Special Study	Start Date	End Date
PRT Case Review	10/7/2013	12/9/2014
▶ MAPCY Experimental Group	1/20/2014	7/14/2014

Special study:

Start date:

End date:

Description:

Questions?

For technical help,
contact the SSIS Help Desk.

For policy-related questions,
contact Amy Lembcke,
amy.lembcke@state.mn.us, 651-431-4779