

A photograph of a winter forest. The ground is covered in snow, and the trees are bare and heavily laden with snow. The scene is bright and clear, suggesting a sunny day. The text "SSIS V16.4 Fiscal Release Training" is overlaid in the center of the image.

SSIS V16.4 Fiscal Release Training

12/06/2016

**Presented by: Janel Heath
SSIS Fiscal Trainer**

V16.4 Release Training

- ❖ CFC Report
 - ◇ New Proofing Message
 - ◇ IV-E Remittance Advice Changes
- ❖ Northstar Care Fiscal Reconciliation
 - ◇ New tabs with a ton of information!!!
- ❖ Healthcare Claiming
 - ◇ ICD-9 Codes inactivated as of 09/30/2016
 - ◇ ICD-10 Code Update
- ❖ SEAGR Revenue Line Changes for 2017
- ❖ Reminders & Resources

Child Foster Care Report



New Proofing Message #1209

The "License Type" ([@LicType]) must be "Child Foster Care."

- ❖ The "Type" on the Service Vendor's "License #" is not "Child foster care." This rule applies only to licenses where the "IV-E Facility Type" = "OSH" or "OT2".

License Type	Provider License Number	License Effective Date	License Expiration Date	License Status
Child foster care	987655	09/01/2014	12/31/2015	Granted
Family day care	123456	09/01/2014	11/30/2016	Granted

License

Type: **Family day care** Corporate License

Classification: Emergency Interim Permanent

License Status: Status: **Granted** Updated: **10/13/2014**

Capacity: **6** License #/Version: **123456** Effective Date: **09/01/2014** Expiration Date: **11/30/2016**

Preferences: Clients: No preference Developmentally delayed Emotionally disturbed/mentally ill

Min/Max Age: **0** **20** Gender: **Either**

IV-E Facility Type: **Out-of-state child family foster home**

License Issuance: Licensed By: **Other** Issued By: **DHS (Human Service)**
County Name: **Out of State** Tribe:

IV-E Remittance Advice - Before

- ❖ Included Rule 1, 5, 8 & Other Amounts together

Child Foster Care Claims	Payment Proofing	Claimed Payment Proofing	Child Count Ratios
Child Count Detail	Child Count Proofing	IV-E Recoveries	IV-E Remittance Advice
IV-E Maintenance Amount:	\$2,820.40	FFP Maintenance Amount:	\$1,410.20
IV-E Recovery Amount:	\$0.00	FFP Recovery Amount:	\$0.00
IV-E Child Support Amount:	\$0.00	FFP Child Support Amount:	\$0.00
Net IV-E Maintenance Amount:	\$2,820.40	FFP Maintenance Reimbursement Amount:*	\$1,410.00
IV-E Intake & Plan Amount:	\$73.46	FFP Intake & Plan Amount:	\$36.73
IV-E Training Amount:	\$0.00	FFP Training Amount:	\$0.00
Net IV-E Administration Amount:	\$73.46	FFP Administration Reimbursement Amount:*	\$37.00
		FFP Total Reimbursement Amount:*	\$1,447.00

IV-E Remittance Advice - After

- ❖ Rule 5 Amounts are now separate fields
- ❖ New fields for Child Support Adjustment Amounts

Child Foster Care Claims	Payment Proofing	Claimed Payment Proofing	Child Count Ratios
Child Count Detail	Child Count Proofing	IV-E Recoveries	IV-E Remittance Advice
Rule Code 1, 8 and Other			
Maintenance			
IV-E Maintenance Amount:	\$72,504.45	FFP Maintenance Amount:	\$36,748.65
IV-E Recovery Amount:	(\$670.00)	FFP Recovery Amount:	(\$335.00)
IV-E Child Support Amount:	\$0.00	FFP Child Support Amount:	\$0.00
IV-E Child Support Adjustment Amount:	\$0.00	FFP Child Support Adjustment Amount:	\$0.00
Net IV-E Maintenance Amount:	\$71,834.45	FFP Maintenance Reimbursement Amount*:	\$36,414.00
Administration			
IV-E Intake & Plan Amount:	\$6,795.42	FFP Intake & Plan Amount:	\$3,397.75
IV-E Training Amount:	\$179.61	FFP Training Amount:	\$134.71
Net IV-E Administration Amount:	\$6,975.03	FFP Administration Reimbursement Amount*:	\$3,532.00
Rule Code 5			
Maintenance			
IV-E Maintenance Amount:	\$3,332.39	FFP Maintenance Amount:	\$2,999.15
		FFP Maintenance Reimbursement Amount*:	\$2,999.00
Administration			
IV-E Intake & Plan Amount:	\$95.88	FFP Intake & Plan Amount:	\$47.94
		FFP Administration Reimbursement Amount*:	\$48.00
		FFP Total Reimbursement Amount*:	\$42,993.00


*Annotated fields are rounded

If there are adjustments to the IV-E Child Support Adjustment Amounts, FOD will adjust these on a future CFC Report, for example:


- ***Q4 2016 CFC Report includes initial IV-E Child Support Adjustment Amounts***
- ***Q3 2018 CFC Report will include Q3 2018 initial IV-E Child Support Adjustment Amounts and final adjustments to the Q4 2016 IV-E Child Support disbursements***



Questions?



Northstar Care Fiscal Reconciliation



Five New Tabs!!

Expenditure Breakdown	History Summary	Agency Output
Expenditure Summary	1st Fundamental Calculation	2nd Fundamental Calculation

- ❖ Expenditure Summary
- ❖ 1st Fundamental Calculation
- ❖ 2nd Fundamental Calculation
- ❖ Expenditure Breakdown
- ❖ History Summary

Note: The Agency Output tab still displays and there are no changes to this tab.



Expenditure Summary Tab

- ❖ Summaries for all agencies
- ❖ Includes all expenditures and approved adjustments reported on or before the As Of State Report Period date
- ❖ All totals are rounded to the nearest dollar

Expenditure Summary									
1st Fundamental Calculation	2nd Fundamental Calculation			Expenditure Breakdown			History Summary	Agency Output	
Agency	State Issued Payments	Agency Issued Payments	Total Payments	State Title IV-E FFP Earned	Agency Title IV-E FFP Earned	Total Title IV-E FFP Earned	State Non-Federal Amunt	Agency Non-Federal Amount	Total Non-Federal Amount
Aitkin	\$46,183	\$47,068	\$93,251	\$13,661	\$8,277	\$21,938	\$32,522	\$38,791	\$71,313
Anoka	\$767,145	\$701,661	\$1,468,806	\$236,441	\$69,440	\$305,881	\$530,704	\$632,221	\$1,162,925
Becker	\$222,786	\$311,441	\$534,227	\$112,059	\$67,909	\$179,968	\$110,727	\$243,532	\$354,259
Beltrami	\$52,365	\$1,381,620	\$1,433,985	\$25,314	\$468,568	\$493,882	\$27,051	\$913,052	\$940,103
Benton	\$73,249	\$148,268	\$221,517	\$25,102	\$16,938	\$42,040	\$48,147	\$131,330	\$179,477
Big Stone	\$19,528	\$16,683	\$36,211	\$8,659	\$5,987	\$14,646	\$10,869	\$10,696	\$21,565
Blue Earth	\$203,052	\$181,678	\$384,730	\$69,003	\$22,637	\$91,640	\$134,049	\$159,041	\$293,090
Brown	\$62,299	\$68,173	\$130,472	\$20,389	\$12,138	\$32,527	\$41,910	\$56,035	\$97,945
	\$10,814,895	\$18,966,841	\$29,781,736	\$3,770,355	\$3,545,644	\$7,315,999	\$7,044,540	\$15,421,197	\$22,465,737

1st Fundamental Calculation Tab

- ❖ Displays calculated amounts along with State and Agency Share Amounts and Percentages

Expenditure Summary	1st Fundamental Calculation	2nd Fundamental Calculation	Expenditure Breakdown	History Summary	Agency Output
State Trend Amount:	<input type="text" value="\$9,063,387"/>	State Share Amount:	<input type="text" value="\$10,471,019"/>		
Agency Trend Amount:	<input type="text" value="\$11,958,660"/>	Agency Share Amount:	<input type="text" value="\$11,958,660"/>		
Licensing Adjustment Amount:	<input type="text" value="\$0"/>	Total Non-Federal Expenditures:	<input type="text" value="\$22,429,679"/>		
Days of Care Adjustment Amount:	<input type="text" value="\$0"/>	State Share %:	<input type="text" value="46.68376662903%"/>		
Adjusted Agency Trend Amount:	<input type="text" value="\$11,958,660"/>	Agency Share %:	<input type="text" value="53.31623337097%"/>		
Total Trend Amount:	<input type="text" value="\$21,022,047"/>				
Phase-In Cost:	<input type="text" value="\$1,407,632"/>				
Total Non-Federal Expenditures:	<input type="text" value="\$22,429,679"/>				

2nd Fundamental Calculation Tab

- ❖ Includes State Share, Agency Share and Total Non-Federal Expenditures for all agencies based on the proportionate share percentages

Expenditure Summary		1st Fundamental Calculation		2nd Fundamental Calculation		Expenditure Breakdown		History Summary		Agency Output	
State Share Amount:	<input type="text" value="\$9,680,125"/>	Rounded State Share Amount:	<input type="text" value="\$9,680,162"/>								
Agency Share Amount:	<input type="text" value="\$12,785,612"/>	Rounded Agency Share Amount:	<input type="text" value="\$12,785,575"/>								
Total Non-Federal Expenditures:	<input type="text" value="\$22,465,737"/>										
^.....^											
Agency	Total Non-Federal Amount	System Derived Proportionate Share %	Approved Proportionate Share %	State Share Amount	Agency Share Amount	Non-Federal Effective Rate %					
Aitkin	\$71,313	0.36298105000%	0.33736775000%	\$28,179	\$43,134	60.48546548315%					
Anoka	\$1,162,925	4.36039666000%	4.29407305000%	\$613,902	\$549,023	47.21052518434%					
Becker	\$354,259	1.37804143000%	1.41833831000%	\$172,916	\$181,343	51.18938403823%					
Beltrami	\$940,103	4.39032114000%	4.64056723000%	\$346,779	\$593,324	63.11265893205%					
Benton	\$179,477	0.64929073000%	0.69713861000%	\$90,344	\$89,133	49.66263086635%					
Big Stone	\$21,565	0.09064150000%	0.08233172000%	\$11,039	\$10,526	48.81057268722%					
Blue Earth	\$293,090	0.99351155000%	0.98293061000%	\$167,417	\$125,673	42.87863796104%					
Brown	\$97,945	0.43427165000%	0.42398488000%	\$43,736	\$54,209	55.34636785951%					
	\$22,465,737	99.99999954000%	99.99999965000%	\$9,680,162	\$12,785,575	5125.82200426715%					

Expenditure Breakdown Tab

- ❖ Breakdown by:
 - ◇ Program
 - ◇ IV-E Reimbursable Type
 - Legacy or Northstar
 - By Individual Agency

Expenditure Summary 1st Fundamental Calculation 2nd Fundamental Calculation Expenditure Breakdown History Summary Agency Output							
Program ▾ IV-E Reimbursable ▾ Per Diem Type ▾							
Agency	State Issued Payments	Agency Issued Payments	Total Payments	Total Title IV-E FFP Earned	State Non-Federal Amunt	Agency Non-Federal Amount	Total Non-Federal Amount
+ Program : Adoption Assistance							
	\$10,800,270.46	\$0.00	\$10,800,270.46	\$3,766,063.95	\$7,034,206.51	\$0.00	\$7,034,206.51
+ Program : Family Foster Care and EFC-SIL							
	\$0.00	\$16,284,756.98	\$16,284,756.98	\$3,113,621.52	\$0.00	\$13,171,135.46	\$13,171,135.46
+ Program : Minnesota Permanency Demonstration Project							
	\$0.00	\$958,427.00	\$958,427.00	\$432,259.50	\$0.00	\$526,167.50	\$526,167.50
+ Program : Northstar Kinship Assistance							
	\$14,625.00	\$0.00	\$14,625.00	\$4,285.00	\$10,340.00	\$0.00	\$10,340.00
+ Program : Relative Custody Assistance							
	\$0.00	\$1,723,659.00	\$1,723,659.00	(\$240.00)	\$0.00	\$1,723,899.00	\$1,723,899.00
	\$10,814,895.46	\$18,966,842.98	\$29,781,738.44	\$7,315,989.97	\$7,044,546.51	\$15,421,201.96	\$22,465,748.47

Expenditure Breakdown Tab cont.

Expenditure Summary 1st Fundamental Calculation 2nd Fundamental Calculation Expenditure Breakdown History Summary Agency Output							
Program ▾ IV-E Reimbursable ▾ Per Diem Type ▾							
Agency	State Issued Payments	Agency Issued Payments	Total Payments	Total Title IV-E FFP Earned	State Non-Federal Amunt	Agency Non-Federal Amount	Total Non-Federal Amount
Program : Adoption Assistance							
IV-E Reimbursable : Non Title IV-E							
+ Per Diem Type : Legacy							
	\$3,087,538.22	\$0.00	\$3,087,538.22	\$0.00	\$3,087,538.22	\$0.00	\$3,087,538.22
+ Per Diem Type : Northstar							
	\$18,740.31	\$0.00	\$18,740.31	\$0.00	\$18,740.31	\$0.00	\$18,740.31
	\$3,106,278.53	\$0.00	\$3,106,278.53	\$0.00	\$3,106,278.53	\$0.00	\$3,106,278.53
IV-E Reimbursable : Title IV-E							
+ Per Diem Type : Legacy							
	\$7,459,076.28	\$0.00	\$7,459,076.28	\$3,638,569.79	\$3,820,506.49	\$0.00	\$3,820,506.49
Per Diem Type : Northstar							
Anoka	\$1,094.81	\$0.00	\$1,094.81	\$547.40	\$547.41	\$0.00	\$547.41
Becker	\$56,425.31	\$0.00	\$56,425.31	\$38,249.00	\$18,176.31	\$0.00	\$18,176.31
Crow Wing	\$592.06	\$0.00	\$592.06	\$296.03	\$296.03	\$0.00	\$296.03
Hennepin	\$75,169.42	\$0.00	\$75,169.42	\$37,584.69	\$37,584.73	\$0.00	\$37,584.73
Itasca	\$4,402.37	\$0.00	\$4,402.37	\$2,201.19	\$2,201.18	\$0.00	\$2,201.18
Kandiyohi	\$10,613.81	\$0.00	\$10,613.81	\$5,306.91	\$5,306.90	\$0.00	\$5,306.90
Mower	\$5,961.00	\$0.00	\$5,961.00	\$2,980.50	\$2,980.50	\$0.00	\$2,980.50
	\$10,814,895.46	\$18,966,842.98	\$29,781,738.44	\$7,315,989.97	\$7,044,546.51	\$15,421,201.96	\$22,465,748.47

Hint: Filter by the Agency column to see your agency's information.

History Summary Tab

- ❖ Displays a history summary for all agencies

Expenditure Summary 1st Fundamental Calculation 2nd Fundamental Calculation Expenditure Breakdown History Summary Agency Output				
Agency <input type="text"/> Payment Year <input type="text"/>				
PYMT_PERIOD	State Non-Federal Amunt	Agency Non-Federal Amount	Total Non-Federal Amount	
▶ Agency : Aitkin				
[-] Payment Year : 2011				
	\$34,984	\$80,933	\$115,917	
	\$43,224	\$67,250	\$110,474	
	\$42,780	\$41,225	\$84,005	
	\$43,469	\$38,723	\$82,192	
	\$164,457	\$228,131	\$392,588	
[+] Payment Year : 2012				
	\$163,974	\$167,426	\$331,400	
[+] Payment Year : 2013				
	\$149,854	\$166,460	\$316,314	
[+] Payment Year : 2014				
	\$161,909	\$126,447	\$288,356	
	\$640,194	\$688,464	\$1,328,658	
[+] Agency : Anoka				
	\$10,398,920	\$8,334,152	\$18,733,072	
[+] Agency : Becker				
	\$1,923,791	\$2,635,478	\$4,559,269	
	\$145,014,085	\$191,338,568	\$336,352,653	

Agency Output Tab

Expenditure Summary | 1st Fundamental Calculation | 2nd Fundamental Calculation | Expenditure Breakdown | History Summary | Agency Output

Page 1 / 2 75% Find

Northstar Care Fiscal Reconciliation Summary Quarter: 2015 Q2 (Apr 1 - Jun 30)
Agency: 99 - Bjorn County Revision 1 - As Of 2015 Q3 - Approved 05/10/2016

Non-Federal Portion	A. State Issued Payments	B. Agency Issued Payments	C. Total Payments	D. Total Federal Title IV-E FFP Earned	Non-Federal Portion Before Prior DHS Payments		
					E. State Issued	F. Agency Issued	G. Total
11. Family Foster Care and EFC-SIL	\$0	\$52,098	\$52,098	\$9,275	\$0	\$42,823	\$42,823
12. Relative Custody Assistance	\$0	\$8,259	\$8,259	\$0	\$0	\$8,259	\$8,259
13. Minnesota Permanency Demonstration Project	\$0	\$0	\$0	\$0	\$0	\$0	\$0
14. Northstar Kinship Assistance	\$0	\$0	\$0	\$0	\$0	\$0	\$0
15. Adoption Assistance	\$6,654	\$0	\$6,654	\$2,732	\$3,922	\$0	\$3,922
16. TOTAL	\$6,654	\$60,357	\$67,011	\$12,007	\$3,922	\$51,082	\$55,004.00

Shares	H. State Share Amount	I. Agency Share Amount	J. Total Non-Federal
20. Non-Federal Effective Rates	35.09199330958%	64.90800669042%	100.00000000000%
21. Family Foster Care and EFC-SIL	\$15,027.44	\$27,795.56	\$42,823.00
22. Relative Custody Assistance	\$2,898.25	\$5,360.75	\$8,259.00
23. Minnesota Permanency Demonstration Project	\$0.00	\$0.00	\$0.00
24. Northstar Kinship Assistance	\$0.00	\$0.00	\$0.00
25. Adoption Assistance	\$1,376.31	\$2,545.69	\$3,922.00
26. Rounded TOTAL	\$19,302.00	\$35,702.00	\$55,004.00

Non-Federal Portion After Prior DHS Payments		
K. State Issued	L. Agency Issued	M. Total
\$8,259	\$34,564	\$42,823
\$0	\$8,259	\$8,259
\$0	\$0	\$0
\$0	\$0	\$0
\$3,922	\$0	\$3,922
\$12,181	\$42,823	\$55,004

I-26. This is the Total Agency Share for Northstar Care, including legacy

L-26. This is the Agency Net Outlay prior to this reconciliation

(Owe) & Due	N. Due to Agency	O. (Owe to State)	P. Net before Prior DHS Payments	Q. (Prior DHS Payments)	R. Net After Prior DHS Payments
31. Family Foster Care and EFC-SIL	\$15,027.44	\$0.00	\$15,027.44	(\$8,259.00)	\$6,768.44
32. Relative Custody Assistance	\$2,898.25	\$0.00	\$2,898.25	\$0.00	\$2,898.25
33. Minnesota Permanency Demonstration Project	\$0.00	\$0.00	\$0.00	\$0.00	\$0.00
34. Northstar Kinship Assistance	\$0.00	\$0.00	\$0.00	\$0.00	\$0.00
35. Adoption Assistance	\$0.00	(\$2,545.69)	(\$2,545.69)	\$0.00	(\$2,545.69)
36. Rounded TOTAL	\$17,925.00	(\$2,545.00)	\$15,380.00	(\$8,259.00)	\$2,130.00

S - 41. This is the net result

41. Amount Due to Agency from DHS - DHS will pay this amount:
 Report this amount as SEAGR Revenue Code S03 - Northstar Care for Children - State Share. **\$2,130.00**

05/25/2016 - 11:15 am Page 1 of 2

Agency Output Tab cont.

Expenditure Summary | 1st Fundamental Calculation | 2nd Fundamental Calculation | Expenditure Breakdown | History Summary | Agency Output

Page 2 / 2 | 75% | Find

Northstar Care Fiscal Reconciliation Summary

Quarter: 2015 Q2 (Apr 1 - Jun 30)
 Agency: 99 - Bjorn County Revision 1 - As Of 2015 Q3 - Approved 05/10/2016

1st Fundamental Calculation: State/Local Share

Share %		Non-Federal Amount
100.000000000000%	Total:	\$22,465,737
43.08839278231%	State Share:	\$9,680,125
56.91160721769%	Agency Share:	\$12,785,612

Statewide State/Agency Shares

Category	Share %
Non-Federal Agency Share	56.91%
Non-Federal State Share	43.09%

2nd Fundamental Calculation: Proportionate Share

Proportionate Share %		Agency Non-Federal Amount
100.000000000000%	Agency Share:	\$12,785,612
99.72075661123%	All Other Agency Share:	\$12,749,910
0.27924338877%	This Agency Share:	\$35,702

Proportionate Share

Category	Share %
All Other Agency Shares	99.72%
This Agency Share	0.28%

Non-Federal Effective Rates for this Agency

Agency Non-Federal Effective Rate%:	64.90800669042%
State Non-Federal Effective Rate%:	35.09199330958%
Total %:	100.000000000000%

Agency Non-Federal Share Amount:	\$35,702
State Non-Federal Share Amount:	\$19,302
Total Non-Federal Amount:	\$55,004


05/25/2016 - 11:15 am Page 2 of 2

Questions???

- ❖ Who should I contact if I have a question about the Northstar Care Fiscal Reconciliation?
 - ❖ SSIS Help Desk - dhs.ssishelp@state.mn.us
 - ❖ The tabs do not display as they should
 - ❖ Why does my grid look like this?
 - ❖ How can I format my grid?
 - ❖ Northstar Policy - northstar.care@state.mn.us
 - ❖ How did you determine the Phase-in Cost?
 - ❖ How are the Agency and State Trend amounts determined?
 - ❖ Why does our agency owe money?



Questions?



Healthcare Claiming



ICD-9 Codes Updated

- ❖ ICD-9 codes are no longer available to select in SSIS
 - ❖ Previously entered ICD-9 codes still display for each client
 - ❖ Cannot select ICD-9 from the drop-down to add a new code

The screenshot shows a software interface for entering diagnosis information. At the top, there are three tabs: 'Diagnosis', 'Professionally Determined Disabilities', and 'Substance Involvement'. Below the tabs is a table with columns: 'Type', 'Code', 'Diagnosis', 'Primary Diagnosis', 'Diagnosis Start Date', and 'Diagnosis End Date'. The first row shows 'ICD-10-CM' in the 'Type' column, 'No' in the 'Primary Diagnosis' column, and empty fields for the dates. Below the table is a form for adding a new diagnosis. The 'Type' dropdown menu is open, showing 'ICD-10-CM' as the selected option. The 'Code' field is empty, and the 'Diagnosis' field is empty. Below the form, there is a section for 'Client's Diagnosis Information' with 'Diagnosis Start Date' and 'Diagnosis End Date' dropdown menus. At the bottom, there is a 'Primary Diagnosis' section with radio buttons for 'Yes' and 'No', where 'No' is selected.

Type	Code	Diagnosis	Primary Diagnosis	Diagnosis Start Date	Diagnosis End Date
ICD-10-CM			No		

Type: ICD-10-CM
Code:
Diagnosis:

Client's Diagnosis Information
Diagnosis Start Date: Diagnosis End Date:

Primary Diagnosis: Yes No

Annual Updates for ICD-10 Codes


ICD-10 code changes are almost complete

- ❖ 305 codes end effective 09/30/2016
- ❖ 422 code descriptions changes
- ❖ 1943 new codes effective 10/01/2016
 - ◇ *MH Billable = No for all new codes*
 - ◇ Policy is determining which codes are MH Billable
 - ◇ Time or Payments may display in MH-TCM or Rule 5 Proofing
- ❖ ICD-10 Code handouts in the Fiscal Mentor Manual will be updated after changes are complete

Note: Changes to the ICD-10 codes and MH Billable Indicators are not release dependent. Watch for a notification when the changes are complete.



Questions?



2017 SEAGR Revenue Code Changes

- ❖ PASARR changed to PASRR
 - ◇ S27, S36, F32, F39
- ❖ Alphabetized the Waiver Categories
 - ◇ S01, S44, F6, F47
- ❖ Revenue Description changes
 - ◇ *S02 – Other (DHS Approved) – Inactivated*
 - ◇ Previously – Relative Custody Assistance
 - ◇ S30 – Adult Crisis
 - ◇ Previously – Adult MH Integrated Fund
 - ◇ F62 – Adult Mental Health Initiative Fund
 - ◇ Previously – Adult Mental Health Integrated Fund
- ❖ New Revenue Codes
 - ◇ S70 – Other Social Service General Revenue
 - ◇ Included in Totals on Line S54
 - ◇ F70 – Other Social Service General Revenue
 - ◇ Included in Totals on Line F57

What should you remember?

- ❖ Regenerate Healthcare Claim Batches
- ❖ Generate or Regenerate Q4 State Reports
- ❖ Review V16.4 documents
 - ◇ Release Notes
 - ◇ Known Defects
 - ◇ What's New in 16.4
 - ◇ Handouts

Available Resources

- ❖ SSIS Help Desk
 - ❖ Email – dhs.ssishelp@state.mn.us
 - ❖ Phone – (651) 431-4801
- ❖ Northstar Policy Questions
 - ❖ Email – northstar.care@state.mn.us
- ❖ SSIS website
- ❖ Fiscal & Worker Mentors



Questions?



Thank You!

