



**Assessment 2.0 launch:
MnCAT training revisions April 2, 2019**

MnCHOICES team

Welcome and introductions

MnCHOICES

- Policy
- Training and communication
- MNIT



Purpose of launch webinars

Who should attend: Supervisors and MnCHOICES Assessment mentors

Provide lead agencies an opportunity to learn the

- Steps to prepare for launch
- Computer application technical and program requirements
- Support DHS will provide through webinars, trainings, and launch calls
- Training, work flow and other program support lead agencies may want to provide

Today's outcomes

- Communicate the purpose of the revision of MnCAT
- Compare and contrast MnCAT system revised change
- Learn when MnCAT training will be available
- Evaluate the content of four MnCAT modules



Participants will be able to:

- Compare and contrast the present MnCAT with the revised version
- Share with current lead agency assessors how MnCAT module revisions can assist their current work
- Manage the timing for launch and training new certified assessors
- Evaluate the content of four MnCAT modules



What's changed?

MnCHOICES Certified Assessor Training Revisions

Purpose:

- Include the larger processes that influence DHS programs and policy
- Update training to reflect changes in assessment practice and guidance
- Support assessors knowledge of programs and resources available

Putting the Promise of Olmstead into Practice:
Minnesota's Olmstead Plan



March 2018 Revision

Person-Centered, Informed Choice and
Transition Protocol

Minnesota Department of Human Services
January 2017

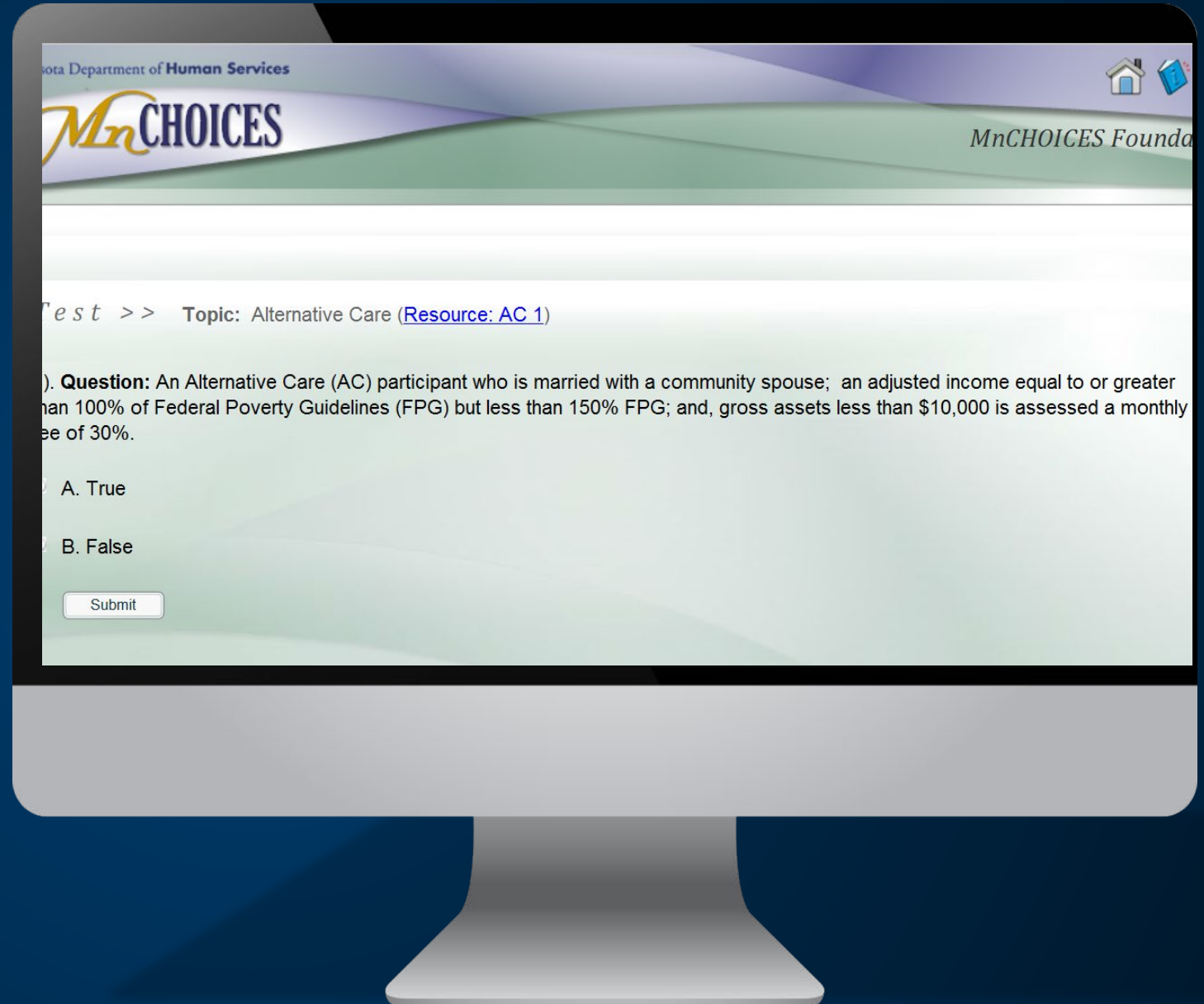
MnCAT: Current

Step 1: Overview of programs and resources

Step 2: Teaches candidates key assessor skills and responsibilities.

Step 3:

- **Part 1:** Computer application, access and navigation training, Track A B or C based on role
- **Part 2:** Assessment Content
- **Part 3:** What would you do? Learning Lab
- Complete an assessment & discussion with multi-disciplinary team



MnCAT Revisions

Introduction to MnCAT series

In this introduction you will learn

- MnCHOICES history
- How the MnCHOICES Certified Assessor Training (MnCAT) process is organized
- How you become a certified assessor

Revisions: MnCHOICES certified assessors take 3 Steps


Steps are arranged in broader course topics and the courses include modules that provide deeper training on portions of the course topic.

Step 2 becomes Step 1:

- Key assessor skills and responsibilities

Step 1 becomes Step 2 with revisions:

- Key influences in DHS programs
- Learning and bookmarking program guidance, and resources assessors need to support their work



Module quizzes

1. Module takeaways and course quizzes to support knowledge retention
2. Revised quizzes provide you
 - The correct answers to reinforce what you learned
 - The percentage you got right.
3. Assessors are no longer required to have 80% or more of the quiz answers correct to move to the next module.




Moving to the next step: **Step Tests**




- A qualified candidate is required to take each step in sequence, because they are pre-requisite for each other.
- **Step test:** To move to the next step a qualified candidate must pass a Step test by 80% or greater.
- Step tests are a random selection of module quiz questions.

MnCAT Step 3: **Revision**




Step 3: Part 1

- Access & Navigation



Step 3: Part 2

- Content



Step 3: Part 3

- Practice

- Part 1: Assessor Access and Navigation
 - Removes part 1 Track A, B and C from MnCAT
 - **TrainLink:** MnA Access and Navigation for all non-assessor roles
- Part 2: Assessment Content
- Part 3: Practice
 - Learning Lab, completing an assessment and discussion with multi-disciplinary team



Step 1

Step 1 courses: Key assessor skills and responsibilities

Course 1

- **Person-centered practices and MnCHOICES**
- 6 modules

Course 2

- **The MnCHOICES process: Referral through CSSP**
- 4 modules

Course 3

- **Building conversational interview skills**
- 6 modules

Course 4

- **Assessment outcomes**
- 1 module

Course 5

- **How is MnCHOICES data used**
- 1 module



Module 1
Focusing
on abilities



Module 2
Respecting
choice



Module 3
Minimizing
Bias



Module 4
Cultural
Responsiveness



Module 5
Participating
in the
community



Module 6
Supports
and
services

Step 1, Course 1

Person-centered practices and MnCHOICES



**Module 1
Work
Flow**



**Module 2
Roles and
Responsibilities**



**Module 3
Working
through the
process**

**Step 1, Course 2
The MnCHOICES process: Referral through CSSP**

Module 1 Introduction to Conversational Interviewing

Module 2 Conversational Interview Techniques

Module 3 People who do not use verbal language to communicate

Module 4 Identifying Informal Caregiver Needs

Module 5 Assistive Technology

Module 6 Reassessment Visits



Step 1, Course 3
Conversational Interviewing



**Step 1, Course 4
Assessment Outcomes**

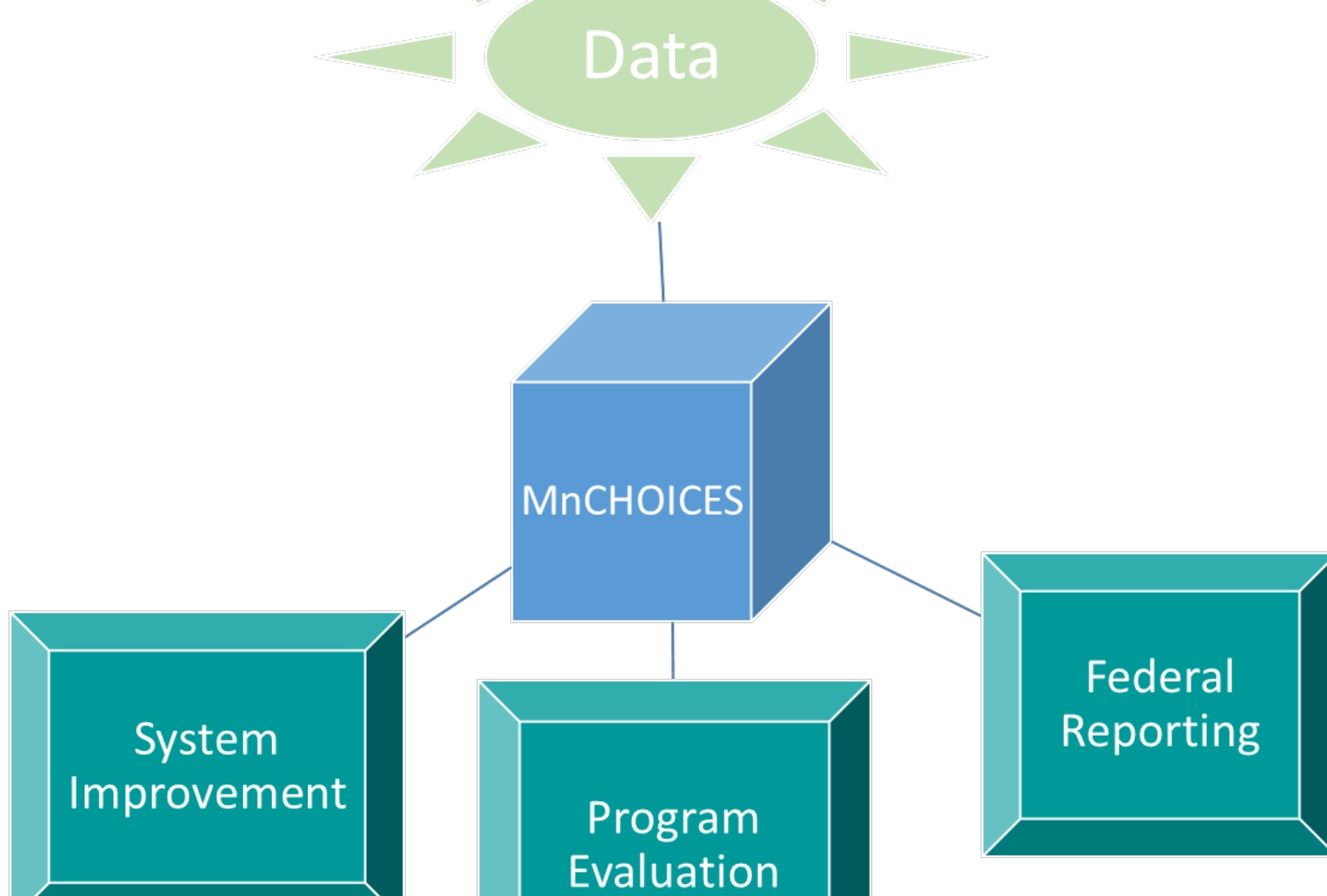
Assessment outcomes: sample

Your assessment should make the person feel supported and empowered to voice preferences and interests.

You support a person to have control over their life by

- Explaining services and supports
- Presenting options
- Offering guidance on how to navigate the system
- Ensuring the person knows what they can expect in terms of timelines and resources





Step 1, Course 4
How MnCHOICES data is used



Step 2


Step 2: Sample

Part of your role as an assessor is to know the Minnesota Department of Human Services (DHS) long-term services and support programs and your area's community resources that support the people you serve.

In Step 2 you will learn

- How to navigate key guidance materials and resources to assist your work
- Where program training resources are located
- The role of your MnCHOICES mentor and the MnCHOICES help desk
- How to access and use CountyLink and other DHS online resources





Step 3

Goal of Step 3 revisions

- **TrainLink: Move** MnA access & navigation for all non-assessor roles to TrainLink: Remove Step 3, Part 1: Track A, B and C from MnCAT
- Step 3, Part 1: Assessor access and navigation only
- Step 3, Part 2: Assessment content
- Step 3, Part 3: Practice
 - Learning Lab: Rewriting
 - New scenarios: Example people (CSP and CSSP)
 - Completing an assessment and discussion with multi-disciplinary team



When will MnCAT changes be available?

MnCAT Step 1 and 2 timeline

MnCAT Step 1 and Step 2 modules

- Writing is complete and approved
- In for a final edit and programming

**Estimated posting to TrainLink:
Spring/Summer of 2019***

* Changes to State staffing protocols could delay the posting.



MnCAT Step 3 timeline

Access and Navigation: not assessors

- Available to supervisors/mentors: 90-days prior to launch
- Available to MnA 2.0 users: 60-days prior to launch

MnCAT Step 3 Part 1, 2, 3: assessors

- Available to supervisors/mentors: 90-days prior to launch
- Available to MnA 2.0 users: 60-days prior to launch



How to listen to past launch webinars?

Webinar training archive: Disability Services Division

> [CountyLink Home Page](#)

Disability Services Division training archive

This page is grouped by topic and date. Select the topic from the list below to view past webinar and train

Return to [DSD training news and information page](#)

Jump to:

[General](#)

[Support planning professionals learning community](#)

[MnCHOICES](#)

[LTSS](#)

[EIDBI](#)

[Employment](#)

[Positive support community of practice](#)

Survey will be sent to: TrainLink registrants

Content: MnCAT Training, 4 example modules

Instructions: Follow the evaluation instructions to review trainings and provide your feedback

Deadline: April 16, 2019



Time to answer your questions



Thank You!

MnCHOICES Assessment 2.0 launch webinar

April 2, 2019

The MnCHOICES team