

15.1 MAPCY Updates

**SSIS Worker Mentor
Meeting**

February 18, 2015

Cynthia Shypulski



More Northstar Updates!



2/18/2015

General Enhancements

- **MAPCY notification letters are updated.**
- **Within each MAPCY tool numbering has been corrected.**
- **The error messages when MAPCY is sent for agency approval have been updated.**

Changes on the MAPCY Grid View



- New Current Approved Level and Standard+ Extraordinary columns

	Bus Org/Provider	Effective Date	Status	Standard Benefit Level	Score	Agency Approval Date	Ex Level Status	Standard + Extraordinary	Current Approved Level
			Draft						
		01/13/2015	Draft						



Setup | Document | Scoring | Properties | Comments

No required fields needed to complete.

New Fields on the MAPCY Setup Tab



Document: Child Domains (Ages 0-12)  

Agency



Agency: Test County Family Services  

Agency name: Test County Family Services

County or tribe or agency: Dodge

Purpose:  

- Foster care benefit level
- Initial permanency benefit level (NAA or NKA)
- Post permanency reassessment (NAA or NKA)
- Courtesy assessment for another agency or state
- Fair Hearing permanency benefit level
- Legally but not financially responsible agency

Is there placement data to autofill?  

- yes
- no

Assessment

2/18/2015

Text box in each Child Need & Parenting Indicator section

Setup **Document** Scoring Properties Comments


Parenting Care and Attention

Caregiver(s): CHECK ALL THAT APPLY

- 1. Supports family and/or sibling visits or contacts, helps the young person prepare for visits, and helps them with any reactions. (Basic)
- 2. Shares information about the young person with parents, siblings or other relatives to maintain the parental responsibilities or to preserve connections. (Basic)
- 3. Respects and values the young person's connections to parents or relatives when visits or contact are infrequent, unpredictable, or do not occur. Caregiver shares appropriate information with the young person about their family to preserve the young person's connections and family history. (Basic)
- 4. Helps the young person with their reactions to visits or canceled visits which impact their temperament for more than a 24-hour period. (Significant)
- 5. Notifies the child's parents or other relatives of medical appointments, and invites them to school or community activities. (Significant)
- 6. Welcomes the young person's parents, siblings, or other relatives into the caregiver's home to preserve or strengthen the child's attachment and involve the relatives in the young person's care and activities. (Significant)
- 7. Formally mentors or participates in therapy with the young person's parent(s), prospective adoptive parent or relative custodian, having contact with them several times a week. (Extensive)

Explain if you selected parenting indicators of Extensive or Exceptional

E



MAPCY Scoring Enhancements

- “Final Benefit Level” field is replaced by “Standard + Extraordinary” field
- New field: “Current Approved Level”

Setup Document Scoring Properties Comments																													
Standard MAPCY Extraordinary Levels	Domain	Needs Rating	Indicator Rating	Regular Points	Special Points	Total Points																							
	A. Placement Experience	d	Exceptional	12		12																							
	B. Dynamics in the Caregiver's Home	b	Basic	2		2																							
	C. Supervision, Guidance, & Structure	d	Exceptional	15	9	24																							
	D1. Mental Health D2. Physical Health D3. Development	d d d	Exceptional	24	18	42																							
	E. Preserving Connections	c	Extensive	6		6																							
	F. Developing Identity	d	Exceptional	7	4	11																							
	G. Education	d	Extensive	5	5	10																							
					71	36	107																						
	<table border="0"> <tr> <td>Score</td> <td>Starting Benefit Level:</td> <td><input type="text" value="L"/></td> <td></td> </tr> <tr> <td></td> <td>Child Care Level Increase:</td> <td><input type="text" value="0"/></td> <td></td> </tr> <tr> <td></td> <td>Standard Benefit Level:</td> <td><input type="text" value="L"/></td> <td>Status: <input type="text" value="Draft"/></td> </tr> <tr style="background-color: yellow;"> <td></td> <td>Extraordinary Level Increase:</td> <td><input type="text" value="5"/></td> <td>Status: <input type="text" value="Draft"/></td> </tr> <tr> <td></td> <td>Standard + Extraordinary:</td> <td><input type="text" value="Q"/></td> <td></td> </tr> <tr> <td></td> <td>Current Approved Level:</td> <td colspan="2"><input type="text" value="Not Approved"/></td> </tr> </table>						Score	Starting Benefit Level:	<input type="text" value="L"/>			Child Care Level Increase:	<input type="text" value="0"/>			Standard Benefit Level:	<input type="text" value="L"/>	Status: <input type="text" value="Draft"/>		Extraordinary Level Increase:	<input type="text" value="5"/>	Status: <input type="text" value="Draft"/>		Standard + Extraordinary:	<input type="text" value="Q"/>			Current Approved Level:	<input type="text" value="Not Approved"/>
Score	Starting Benefit Level:	<input type="text" value="L"/>																											
	Child Care Level Increase:	<input type="text" value="0"/>																											
	Standard Benefit Level:	<input type="text" value="L"/>	Status: <input type="text" value="Draft"/>																										
	Extraordinary Level Increase:	<input type="text" value="5"/>	Status: <input type="text" value="Draft"/>																										
	Standard + Extraordinary:	<input type="text" value="Q"/>																											
	Current Approved Level:	<input type="text" value="Not Approved"/>																											

Scoring tab Enhancements: Current Approved Level

- **New field “Current Approved Level” is added in the scoring screen. (This displays only the Approved levels.)**
 - **The value displayed for Current Approved Level in the scoring screen:
Current Approved Level = "Not Approved" - if Standard MAPCY is not Agency approved (Status = Draft or Pending agency approval)**
 - **Current Approved Level = “Standard Benefit Level” - if Standard MAPCY status is "Agency approved” and no Extraordinary Level exists**
 - **Current Approved Level = “Standard Benefit Level” - if Standard MAPCY status is "Agency approved" and Extraordinary Level exists but is Extraordinary Level status is not “State Approved”.**
 - **Current Approved Level = “Standard + Extraordinary” - if Extraordinary Level exists and Extraordinary Level status is "State approved".**

Scoring tab Enhancements: details

- **The Extraordinary level increase, EL Status, Standard +Extraordinary level will be displayed in the scoring screen *only when there is an Extraordinary Level.***
- **All these changes are also made in the MAPCY Rating Report.**

MAPCY Rating Report Enhancements

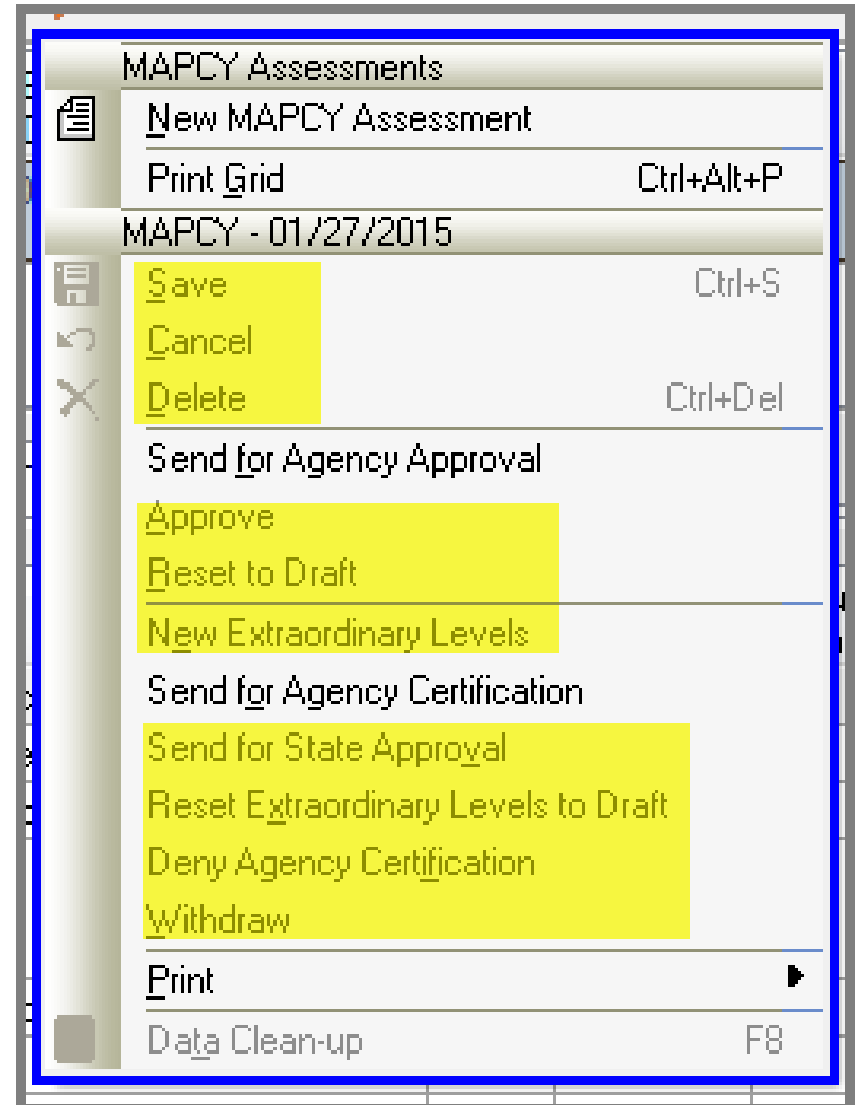
- The text fields from the Document tab display on the Rating Report

MAPCY Rating Report		
MAPCY Tool: Child Domains (Ages 0-12)		
MAPCY Status: Draft	Extraordinary Level Status:	Approval Date:
Effective Date: 02/02/2015	Complete Date:	
Child/Youth	Caregivers	Agency Information
Name: Pie, Huckleberry X	Caregiver 1: Tamara Rotten	Assessor: Seven, Timmy
SSIS Person #: 203179631	Caregiver 2: Johnny Rotten	Approver:
Date of Birth: 01/01/2003		
MAPCY Assessor Documentation Detail		
Domain A		
Explain if you selected a child needs rating of d		
Apple		
Explain if you selected parenting indicators of Extensive or Exceptional		
Banana		

2/18/2015

MAPCY Approval menu Enhancement

- Only those approval action items that pertain are enabled, the rest are “grayed out”



Two new fields on MAPCY Setup tab

- **Both fields are required fields and must be completed before you can proceed to the Document tab.**
- **Depending upon the selections in these two fields, additional questions may or may not display and are required for agency approval**
- **Error messages will be displayed if the user tries to pick up wrong selections.**

Setup tab field: Purpose

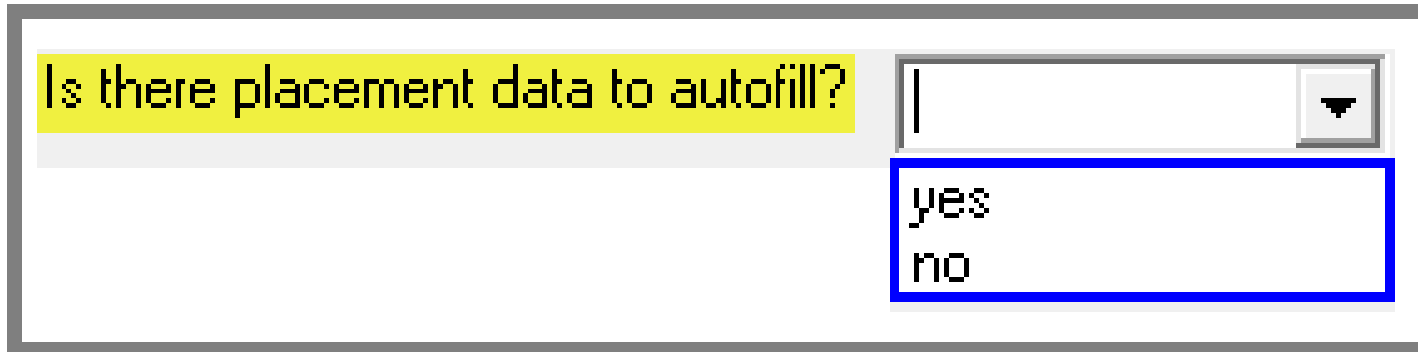
- By selecting the Purpose on the assessment set-up screen, an assessor can enter MAPCY without placement entered

Purpose:

- Foster care benefit level
- Initial permanency benefit level (NAA or NKA)
- Post permanency reassessment (NAA or NKA)
- Courtesy assessment for another agency or state
- Fair Hearing permanency benefit level
- Legally but not financially responsible agency

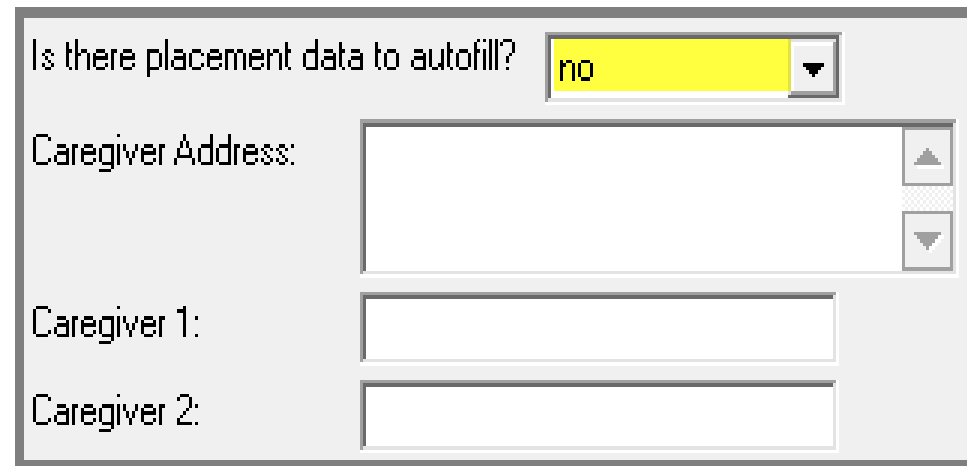
2/18/2015

Setup tab field: Placement data



A screenshot of a software interface showing a dropdown menu. The text 'Is there placement data to autofill?' is highlighted in yellow. The dropdown menu is open, showing two options: 'yes' and 'no', with a blue border around the list.

- **Yes: Select the child's placement in the Placement Information section of the setup tab**
- **No: Enter the Caregiver Address, and names of caregiver 1 and Caregiver 2**



A screenshot of a software interface showing a dropdown menu with 'no' selected and highlighted in yellow. Below the dropdown are three text input fields: 'Caregiver Address:', 'Caregiver 1:', and 'Caregiver 2:'. The 'Caregiver Address' field has a vertical scrollbar on its right side.

Questions Removed from the Setup tab

- **Two questions have been removed from the bottom of the MAPCY Setup tab:**
 - **From ALL MAPCYs**
 - “If MAPCY is for Adoption Assistance, what is the most recent supplemental level?” and
 - “If MAPCY is for Relative Custody Assistance, what is the most recent supplemental level?”
 - **For the Youth and EFC-SIL**
 - “Is youth placed with their child?” has also been removed

MAPCY General Report

- **A new General report has been developed
“Assessment Due- MAPCY or DOC”**
- **The report lists children and youth in currently open Northstar Care or Legacy placement settings where the MAPCY or DOC next due date is anytime on or before the date selected by the user.**

Assessments Due – MAPCY or DOC

- Tools > General Reports > Placement > Assessments Due – MAPCY or DOC

The screenshot displays a software interface with a left-hand navigation pane and a main content area. The navigation pane shows a tree structure under 'General Reports' with 'Placement' expanded. The 'Assessments Due - MAPCY or DOC' report is selected and highlighted with a red box. A blue arrow points from this report to the 'Setup' tab in the main content area. The 'Setup' tab is also highlighted with a red box. The main content area contains the following fields:

- Assessments Due Through Date:** 1/13/2015 (dropdown menu)
- Report on:** Department Unit Worker
- Unit:** Amy Lembcke's Superstars (dropdown menu)
- Worker:** Popovich, Anne (dropdown menu)
- Show Active Workers Only

At the bottom right of the main content area, there are two buttons: 'Search' (highlighted with a red box) and 'Clear'. At the bottom left, there is an 'Action' dropdown menu. A date stamp '2/18/2015' is visible in the bottom left corner of the screenshot.

Emergency Rate Update

15.1

- 15.1 MAPCY functioning for the initial 30 days of placement has been changed.
 - User alerts have been updated to include warnings when the effective date may be changed by the SSIS.

Emergency Rate Update

- If the MAPCY rating is Level D or higher:
 - SSIS sets the effective date of the MAPCY back to the beginning of the placement.
 - note that this does not change from the way SSIS works now
- If the MAPCY rating is Level B or C, then:
 - If the MAPCY approval date is before the 31st day
 - SSIS sets the effective date of the MAPCY to the date the MAPCY was approved.
 - If the MAPCY approval date is on or after the 31st day, SSIS sets the effective date of the MAPCY to the 31st day of the continuous placement.

Approved MAPCY Level	SSIS v 14.4 Effective Date	SSIS v 15.1 Effective Date
Level D or higher	Beginning of placement location	Beginning of placement location
Level B or C, with <u>approval date days 1-30</u> of continuous placement	Day 31 of continuous placement	MAPCY Approval Date
Level B or C, with <u>approval date day 31 or later</u> of continuous placement	Day 31 of continuous placement	Day 31 of continuous placement

Questions?

**Northstar / MAPCY Policy and
Practice questions:**

Northstar.Care@state.mn.us

651-431-4485